

Employment Outlook: 2021–31

Domingo Angeles

Economist

Division of Occupational Employment Projections

202-691-5475

ep-info@bls.gov



Employment Projections Background

- 2021–31 projections cover 832 occupations and 295 industries
- BLS projections are prepared at the national level only
 - ▶ BLS projections serve as an input for state and local employment projections



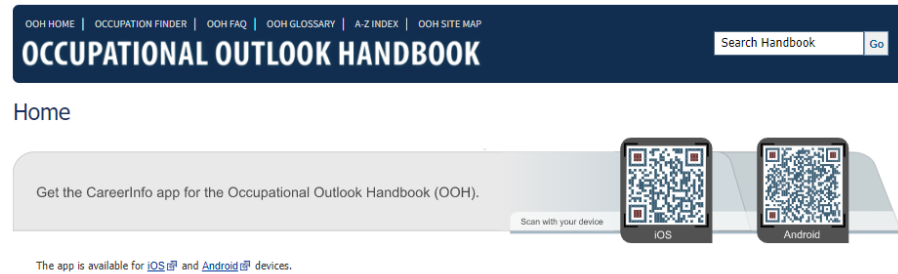
Employment Projections Users and Uses

- Career counselors and students making career choice decisions
- Jobseekers looking to find work or switch occupations
- Education and training officials making decisions on policy, funding, and program offerings based on demand for occupations
- Researchers interested in how the economy is changing



Employment Projections Products

- Occupational Outlook Handbook (OOH), as a website and as an app
- Career Outlook
- Long-term employment projections by industry and occupation
- Technical materials—occupational openings, education and training categories, and more



Employment Outlook: 2021–31

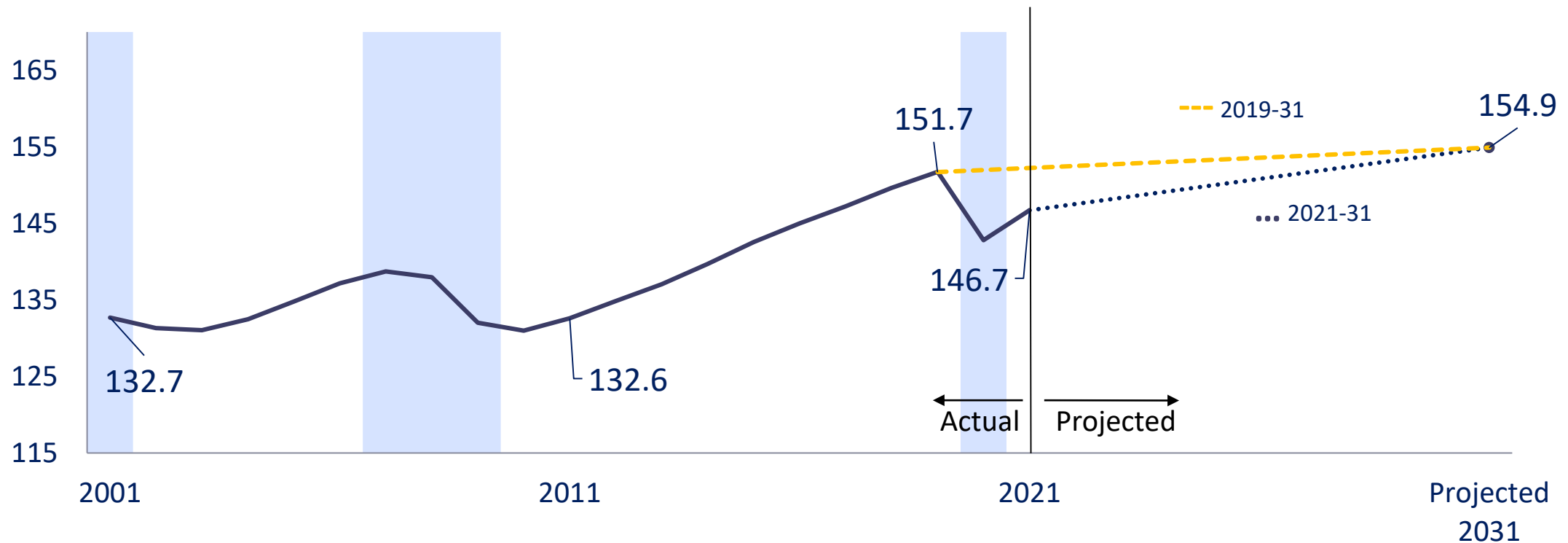
Industry Employment



Total Nonagriculture Wage and Salary Employment

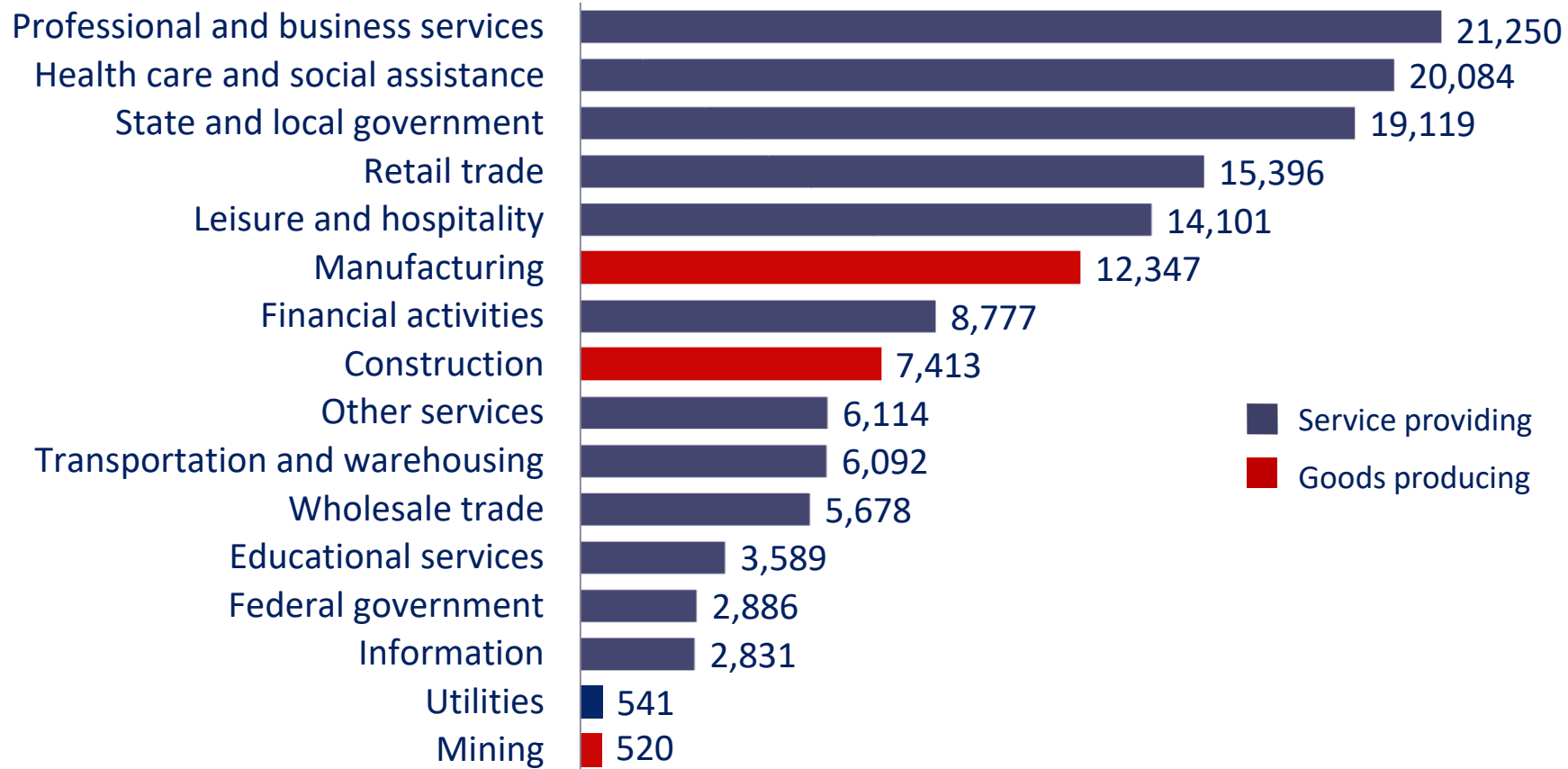
Millions of nonagriculture wage and salary jobs

□ Recession

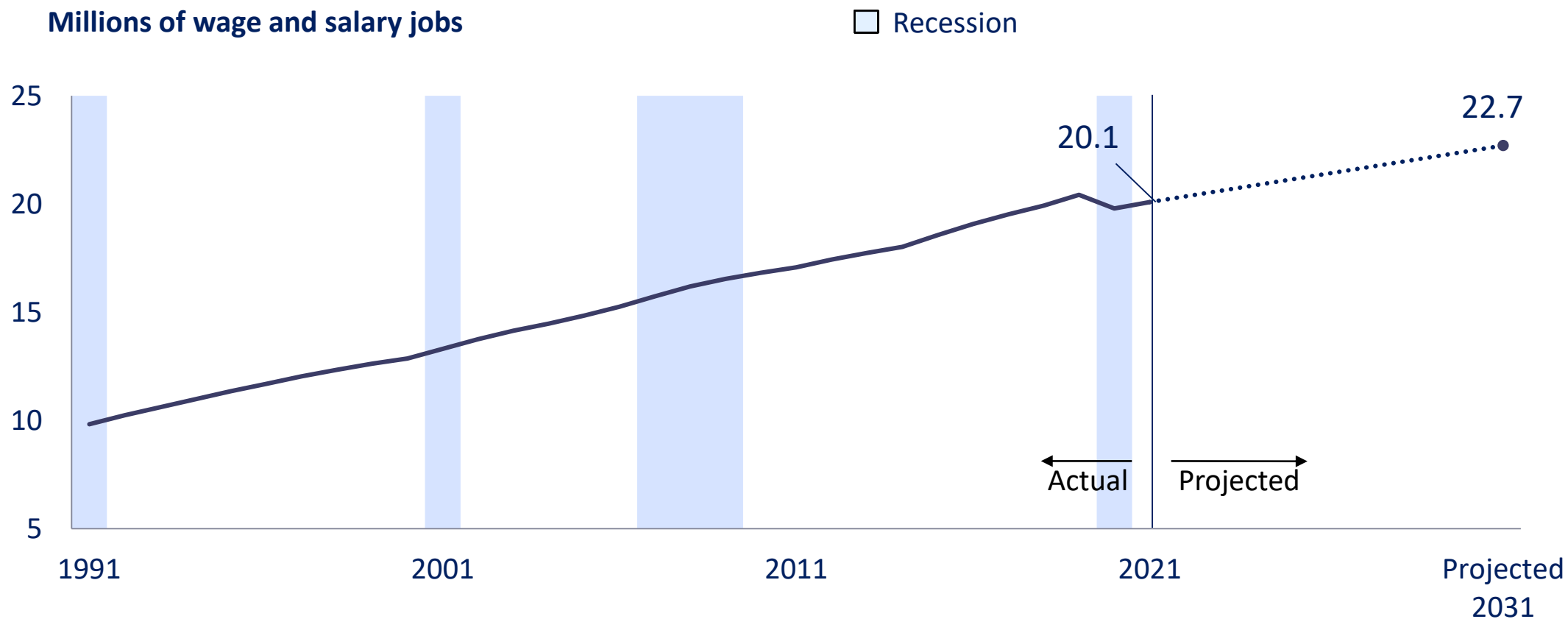


Service-Providing Industries Currently Have Most Employment

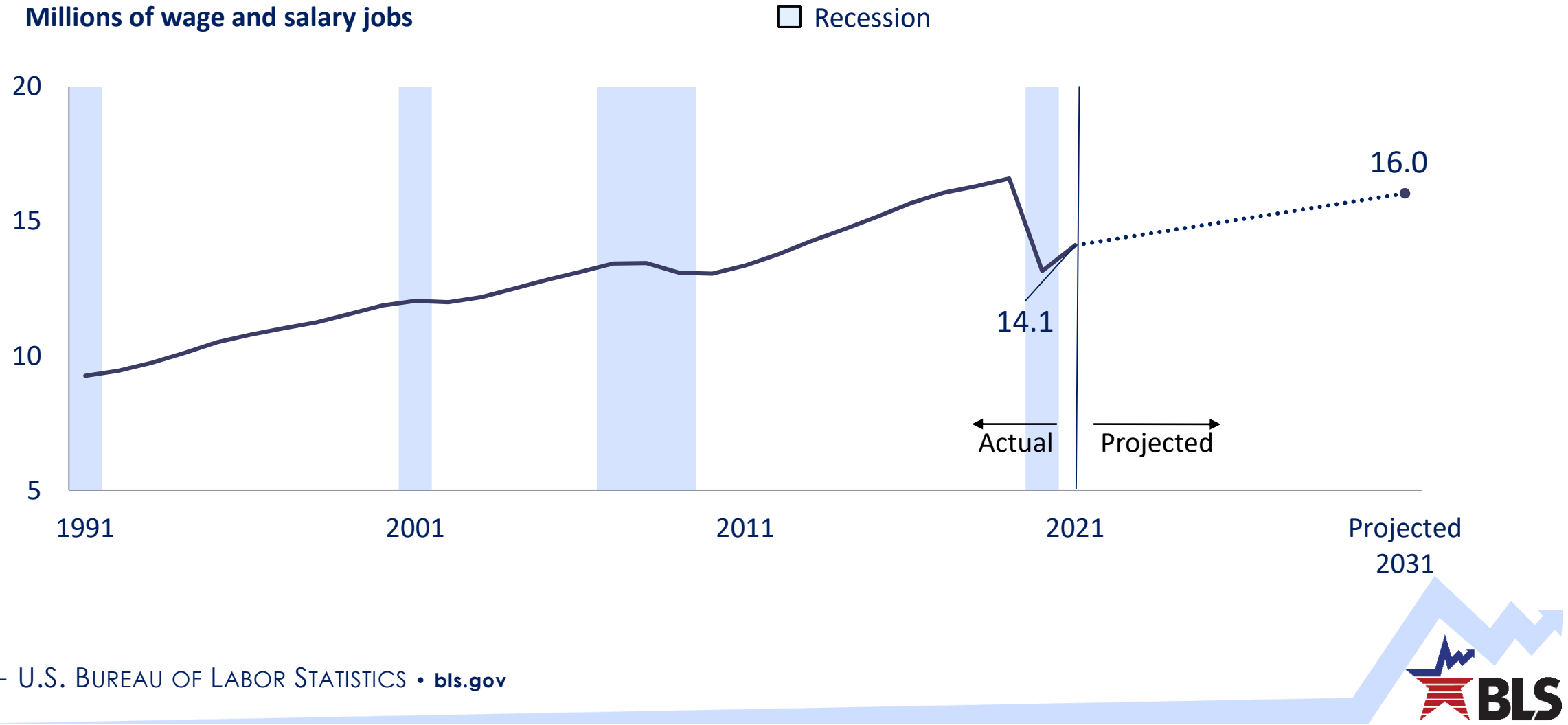
Thousands of wage and salary jobs, 2021



Health Care and Social Assistance is Projected to Continue to Grow



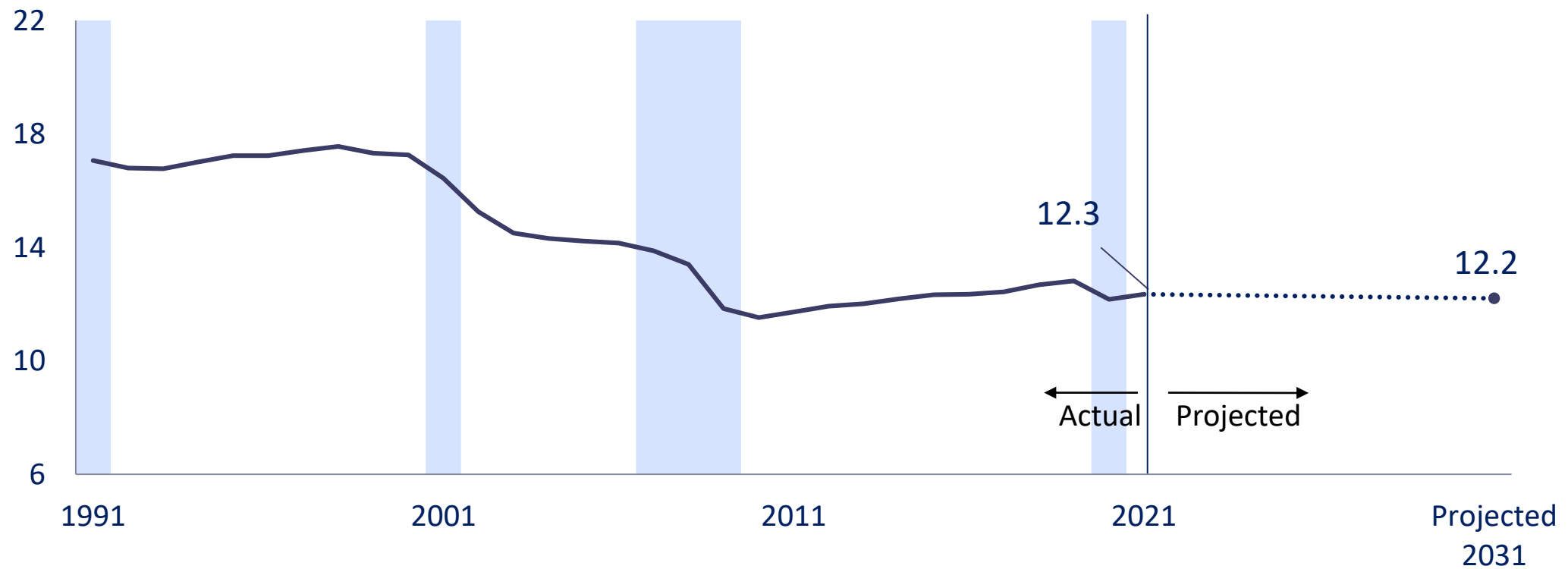
Leisure and Hospitality is Projected to Mostly Recover



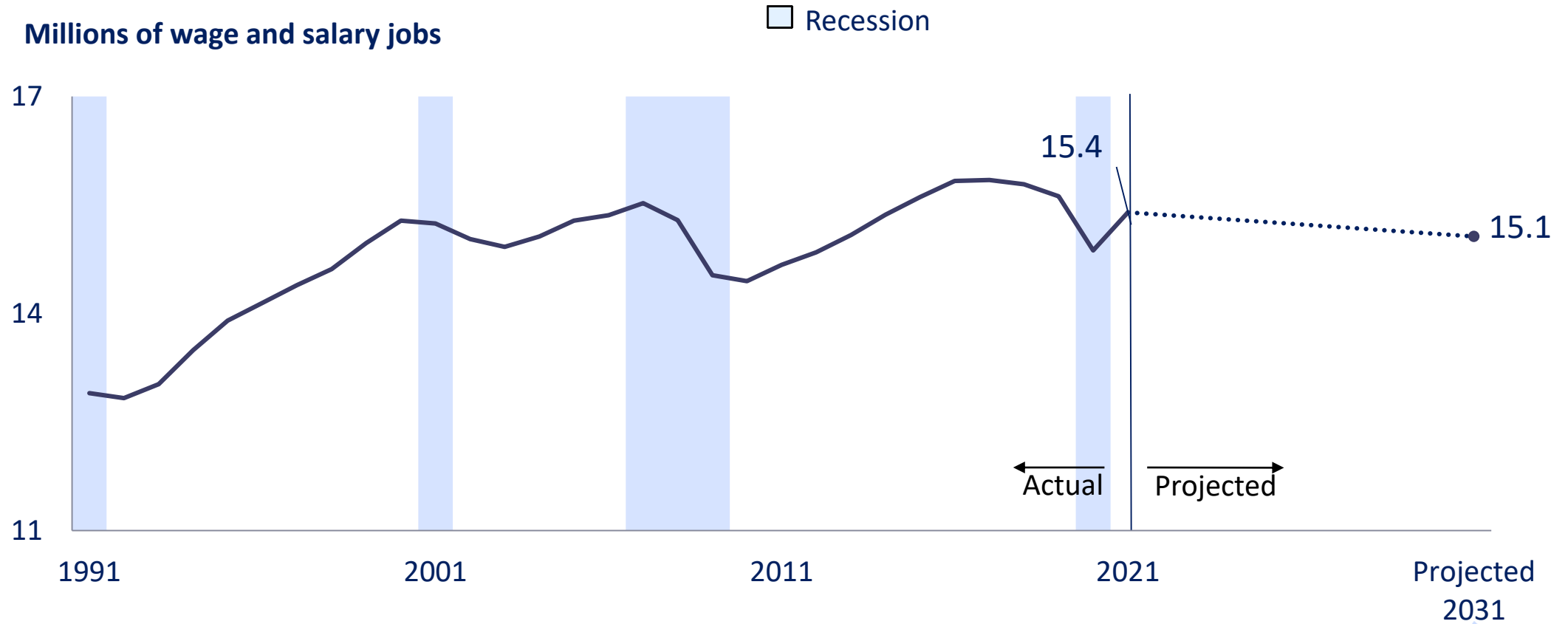
Manufacturing is Projected to Have Little Change

Millions of wage and salary jobs

□ Recession



Retail Trade has the Largest Projected Employment Decline

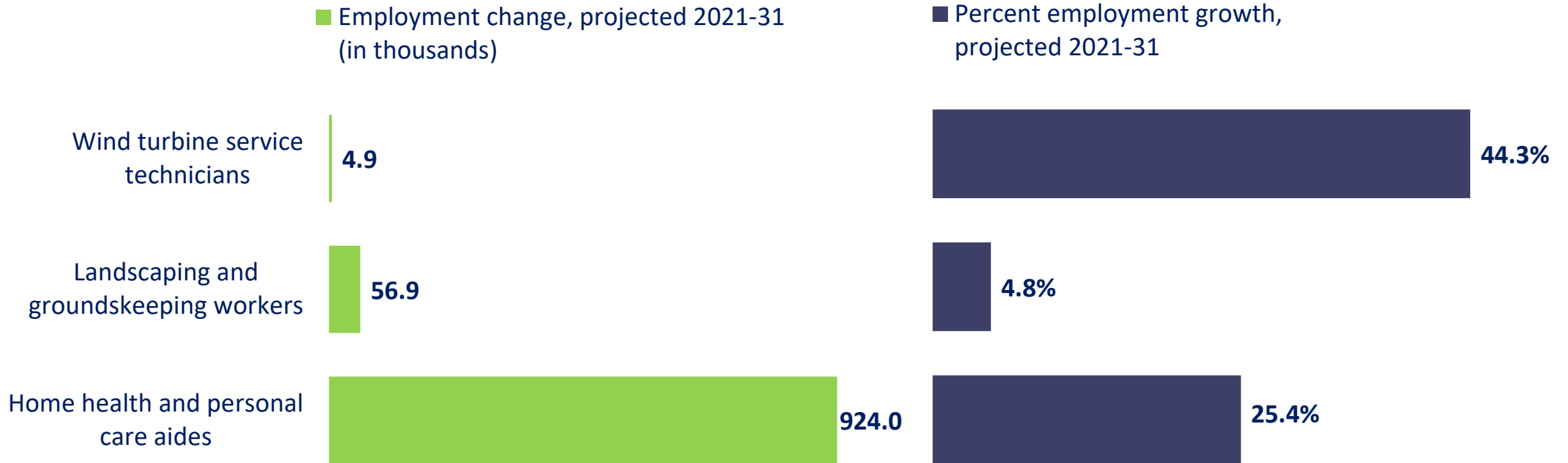


Employment Outlook: 2021–31

Occupational Employment



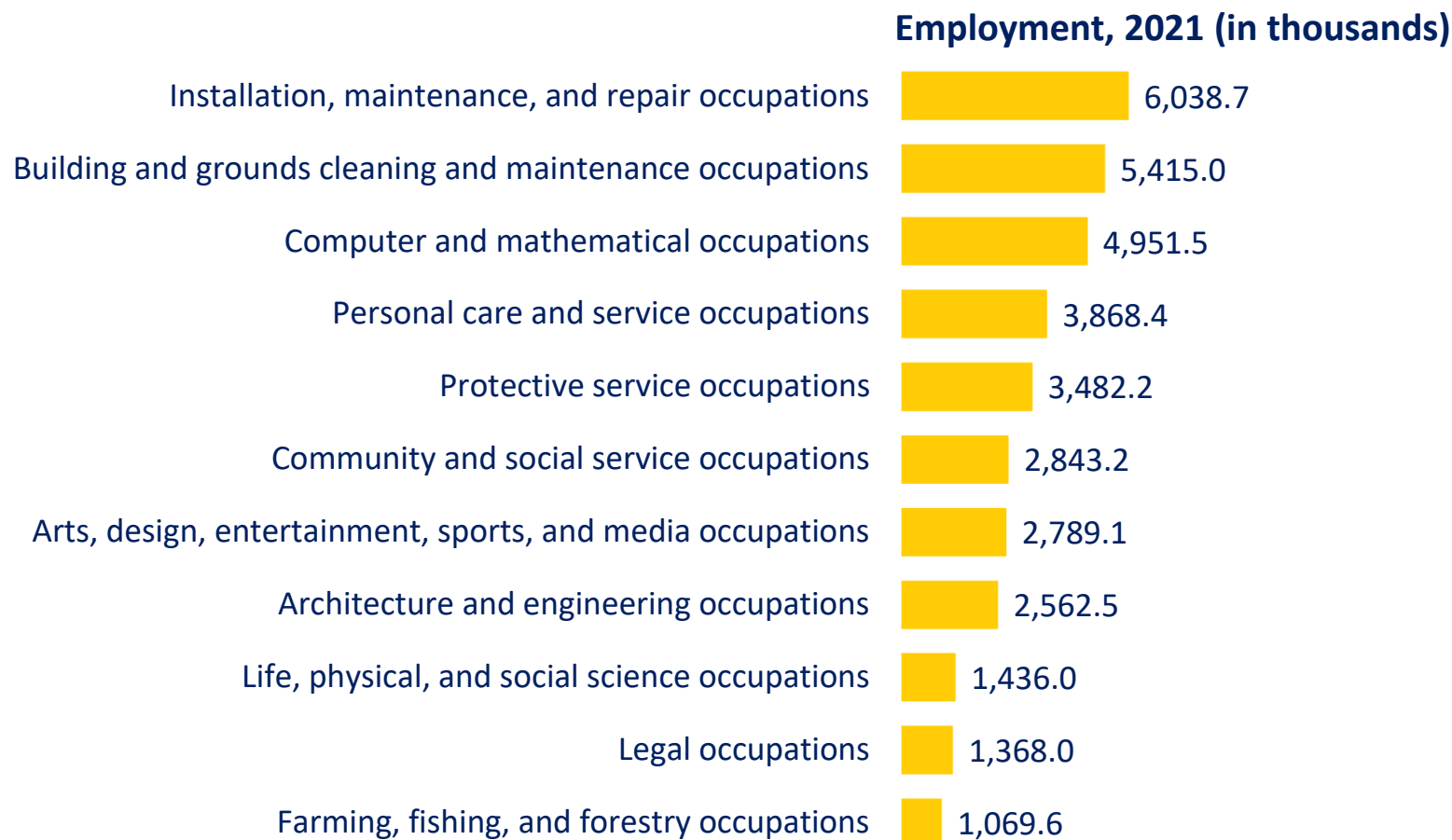
Employment Change vs. Percent Employment Change



Office and Administrative Support is the Largest Occupational Group



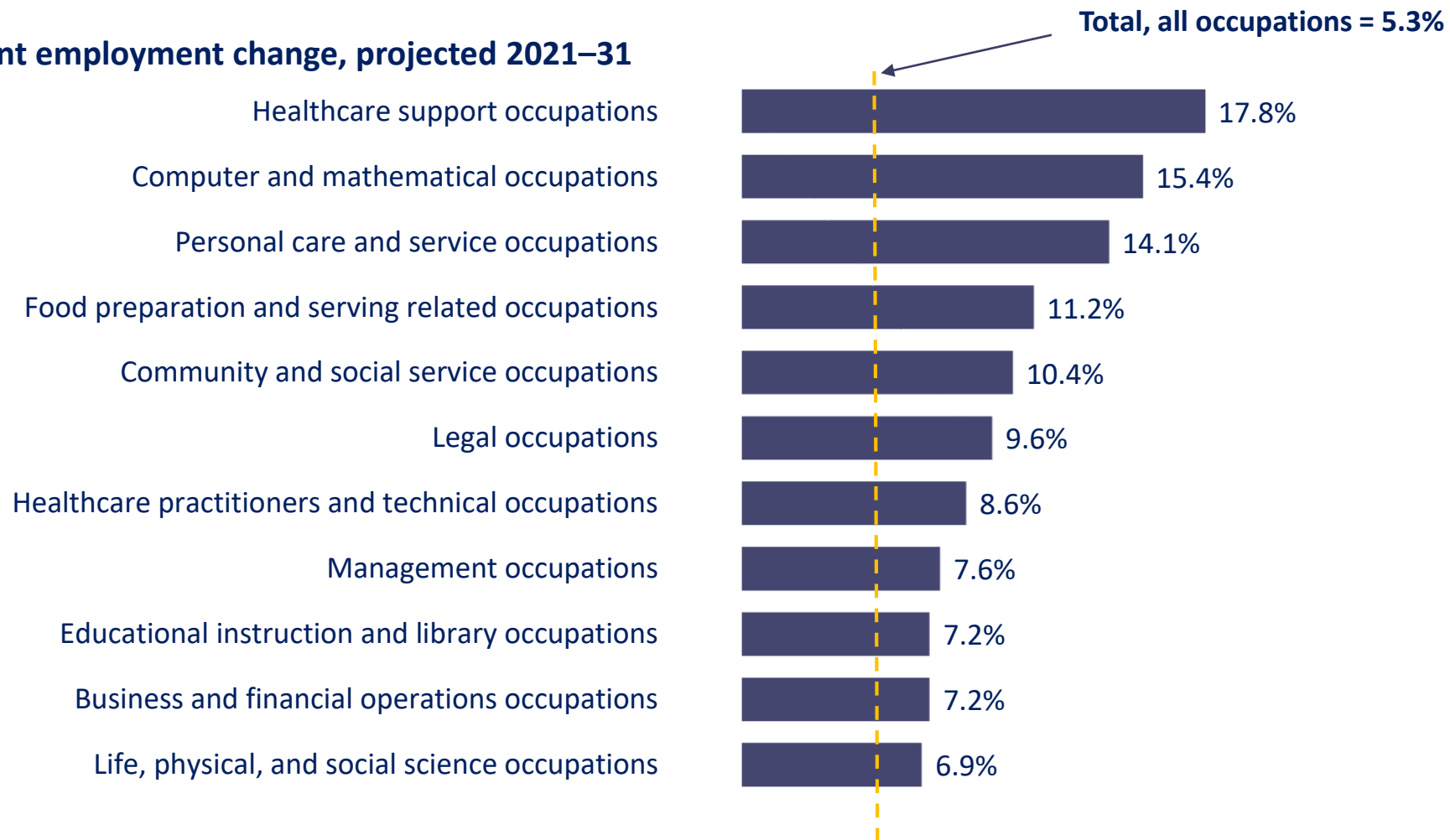
Farming, Fishing, and Forestry is the Smallest Occupational Group



(Continued)

Healthcare Support Occupational Group is Projected to Grow the Fastest

Percent employment change, projected 2021–31



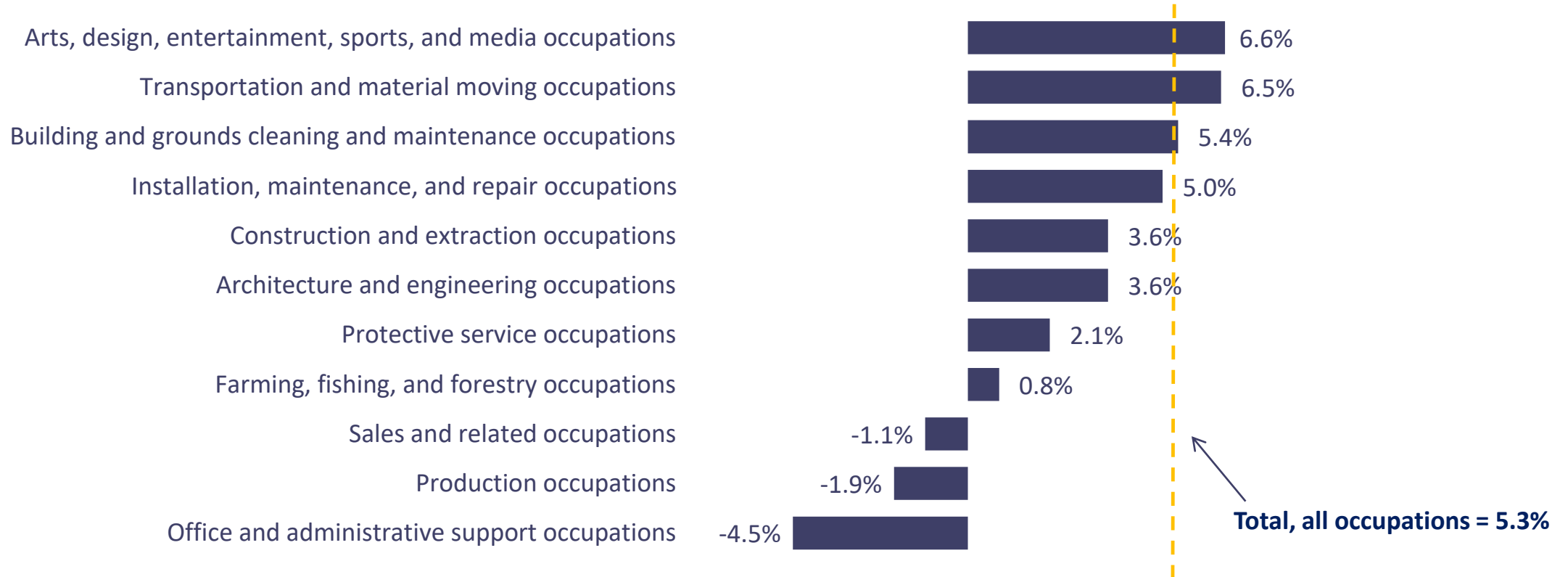
(Continued on next slide)



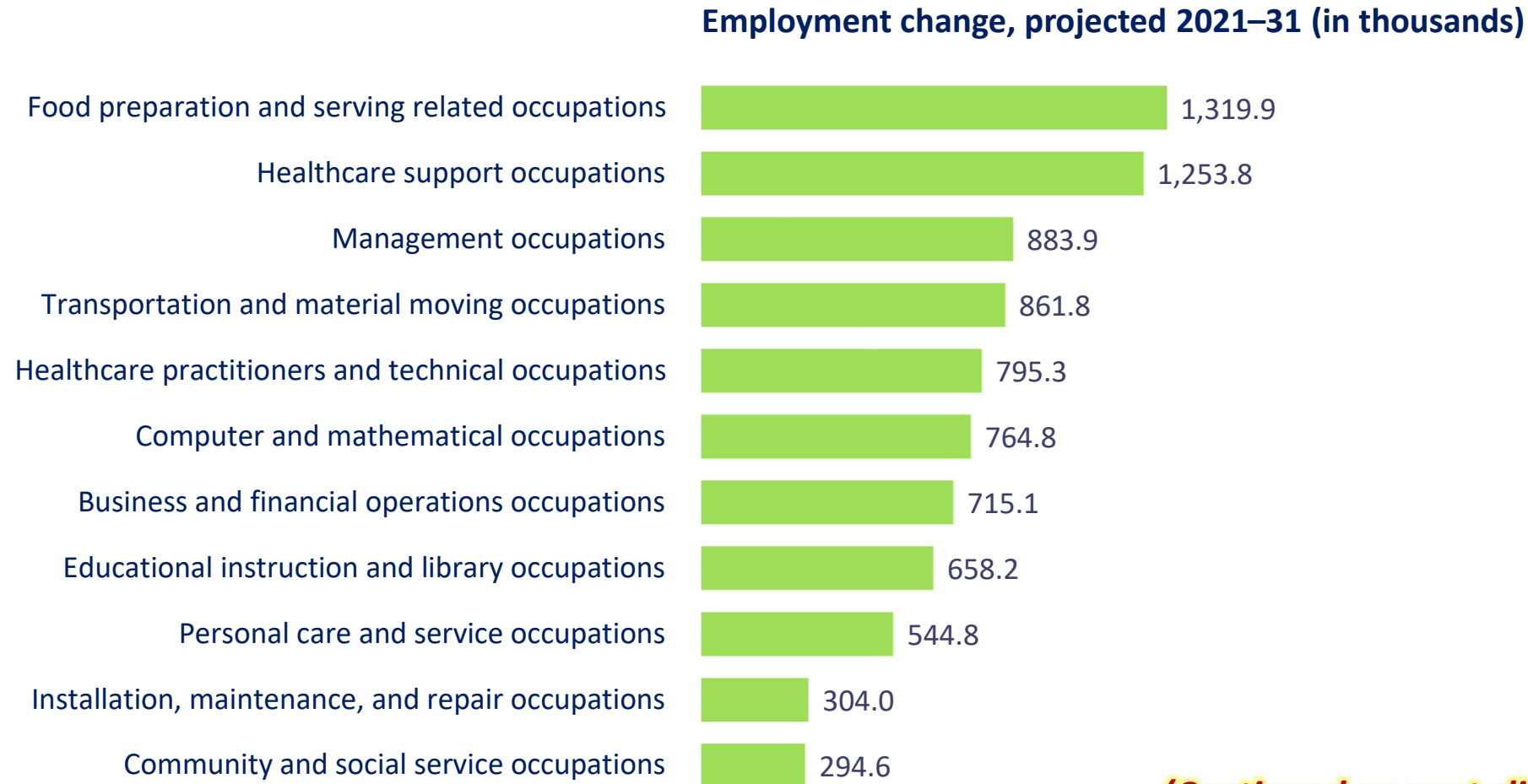
Office and Administrative Support Occupational Group Projected to be the Fastest Declining

Percent employment change, projected 2021–31

(Continued)



Food Preparation and Serving Related Occupations are Projected to Add the Most Jobs



(Continued on next slide)

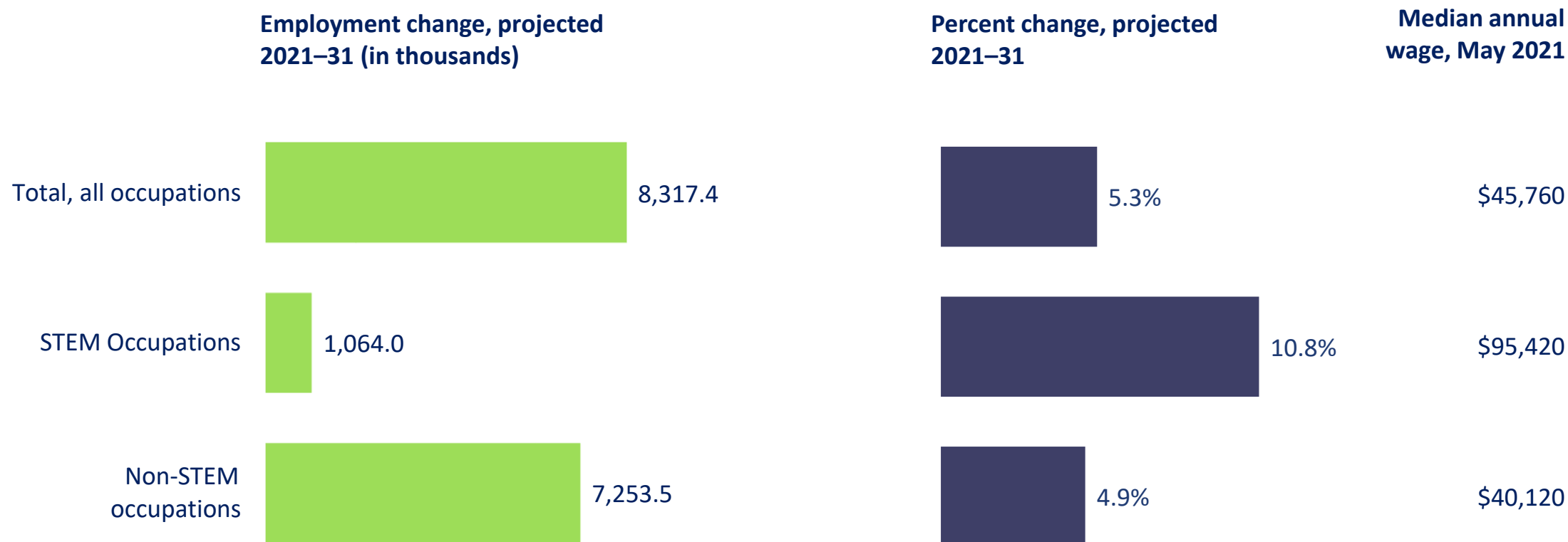
Office and Administrative Support Occupations are Projected to Lose the Most Jobs

(Continued)

Employment change, projected 2021–31 (in thousands)



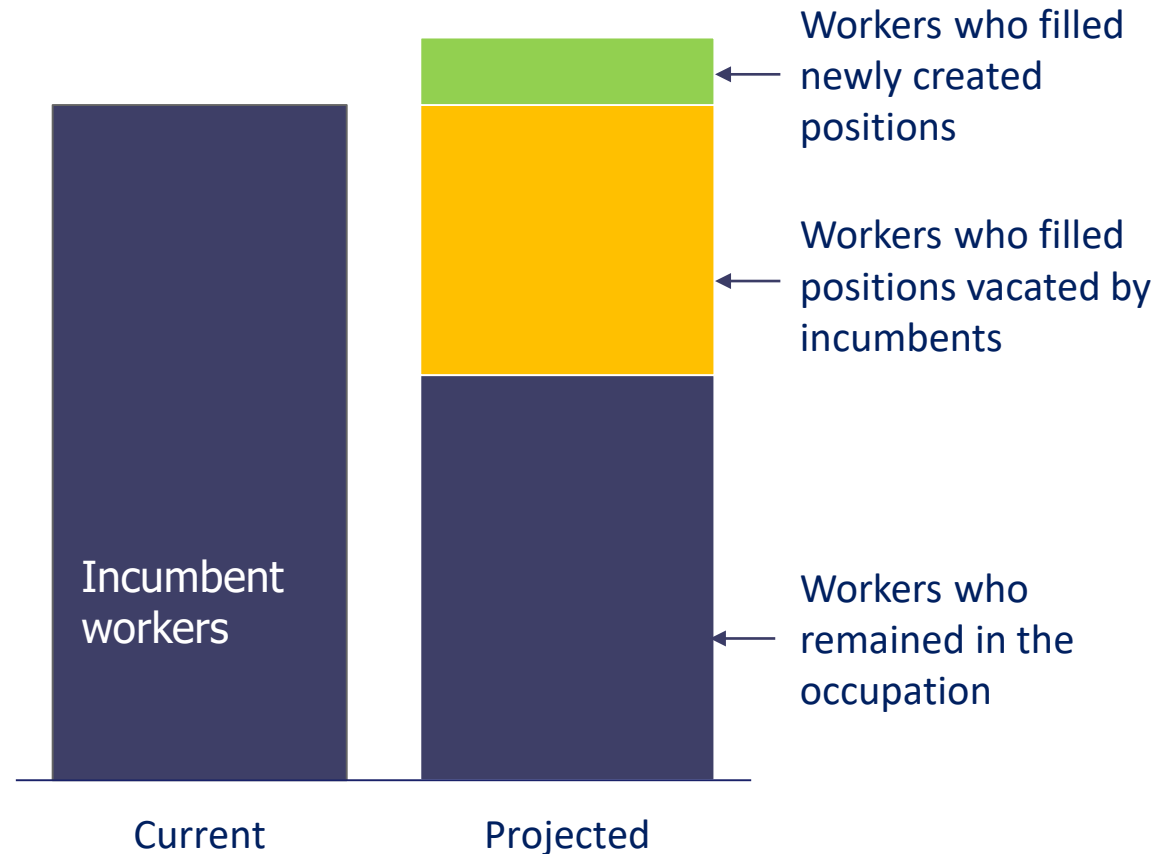
STEM Occupations are Projected to Grow Much Faster than Average



Note: Wage data are from the Occupational Employment and Wage Statistics program, U.S. Bureau of Labor Statistics.



Employment Growth and Occupational Openings



Ten Occupations Projected to Have the Most Occupational Openings

	Average occupational openings per year, projected 2021–31 (in thousands)	Median annual wage, May 2021
Fast food and counter workers	741.4	\$25,100
Home health and personal care aides	711.7	\$29,430
Cashiers	570.7	\$27,260
Retail salespersons	558.8	\$29,120
Stockers and order fillers	450.4	\$30,110
Waiters and waitresses	425.8	\$26,000
Laborers and freight, stock, and material movers, hand	421.9	\$31,230
Customer service representatives	389.4	\$36,920
Janitors and cleaners, except maids and housekeeping cleaners	335.5	\$29,760
Office clerks, general	325.4	\$37,030

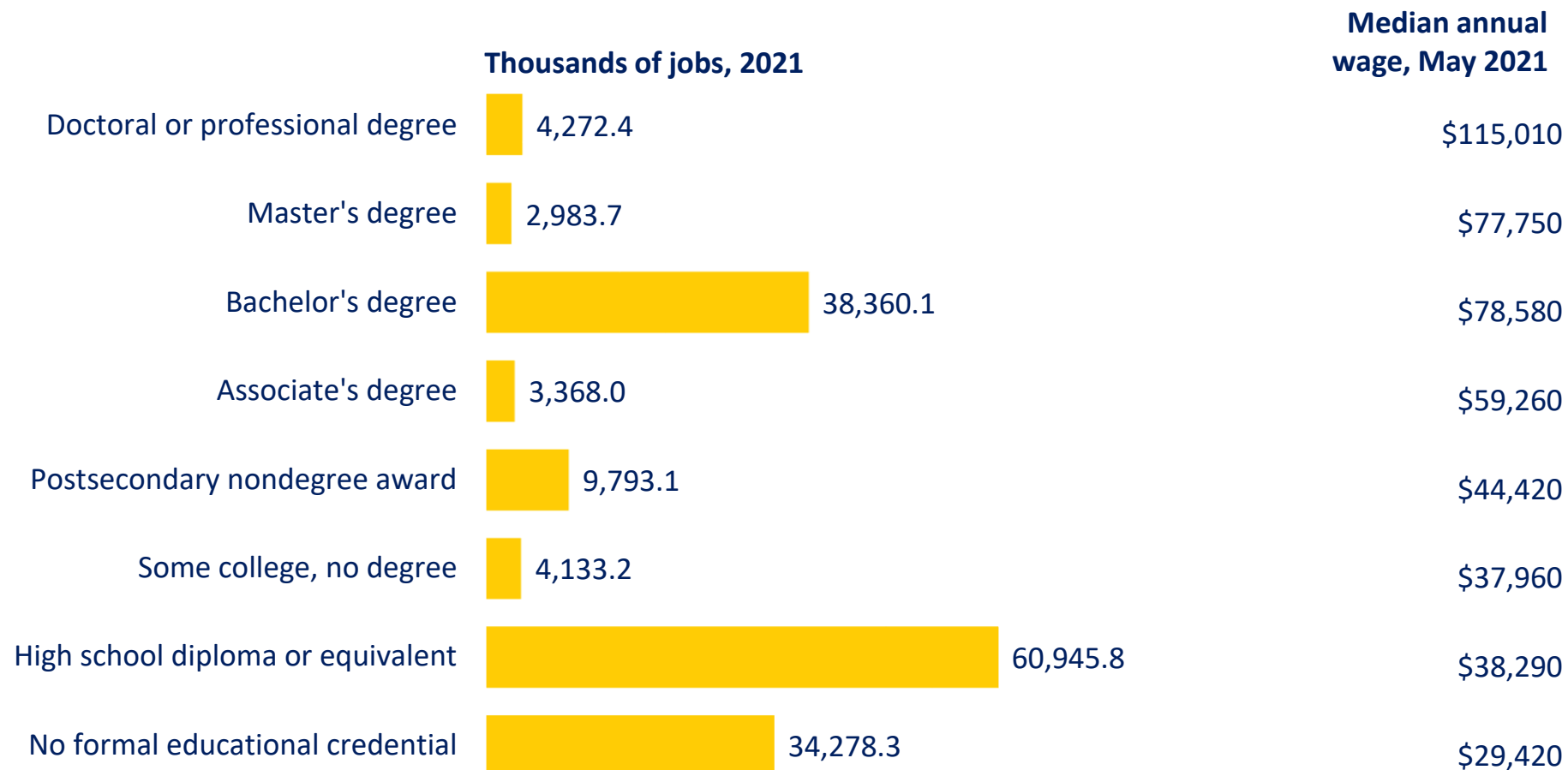


Education and Training Classification

- Consists of three categories of information for each occupation:
 - 1) Typical education needed for entry
 - 2) Work experience in a related occupation
 - 3) Typical on-the-job training needed to attain competency in the occupation
- Assignments to each category based on BLS research
 - Quantitative research
 - American Community Survey (ACS) data
 - O*NET data
 - National Center for Education Statistics (NCES) data
 - Qualitative research, including interviews with occupational experts

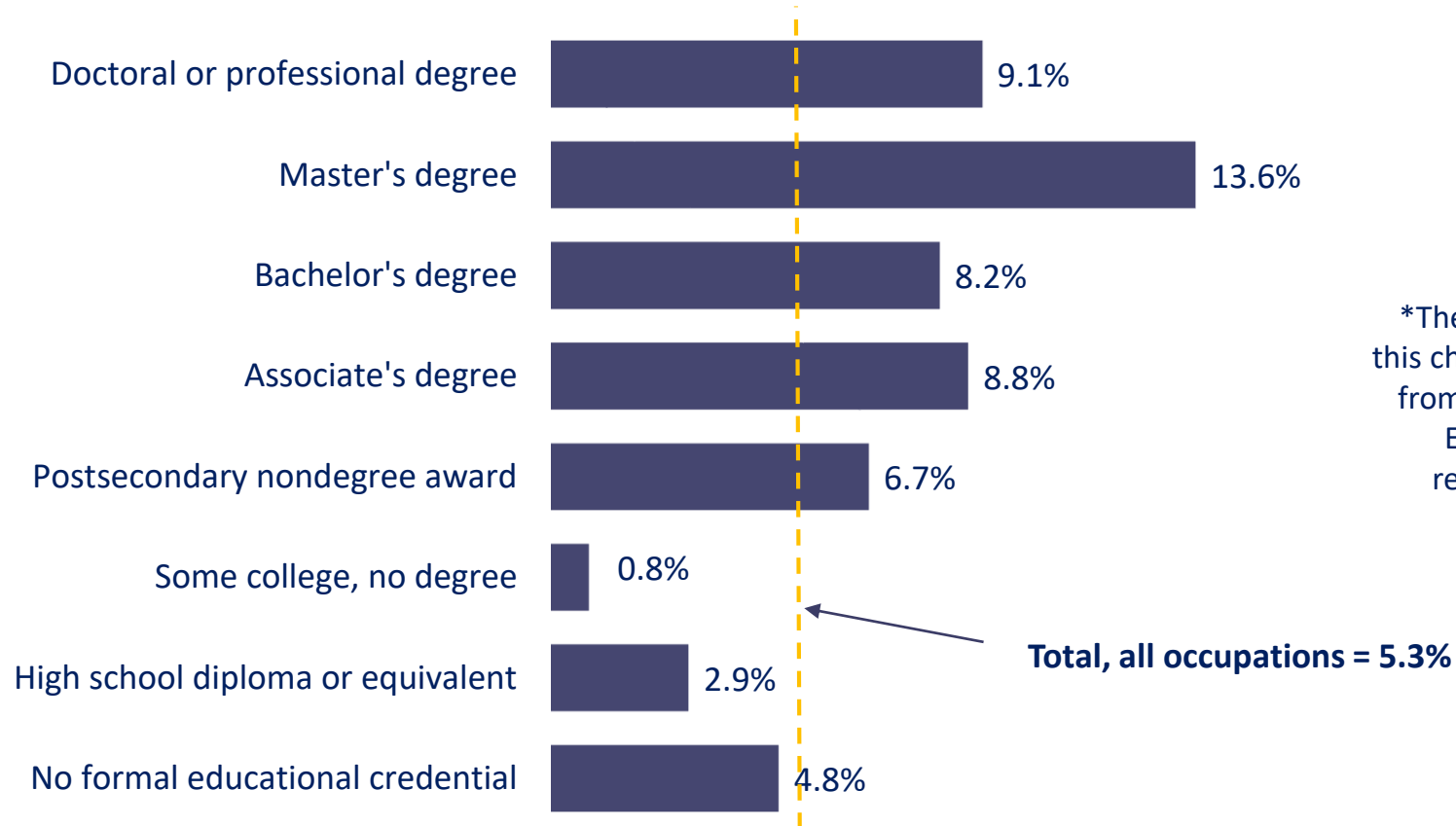


Education and Pay



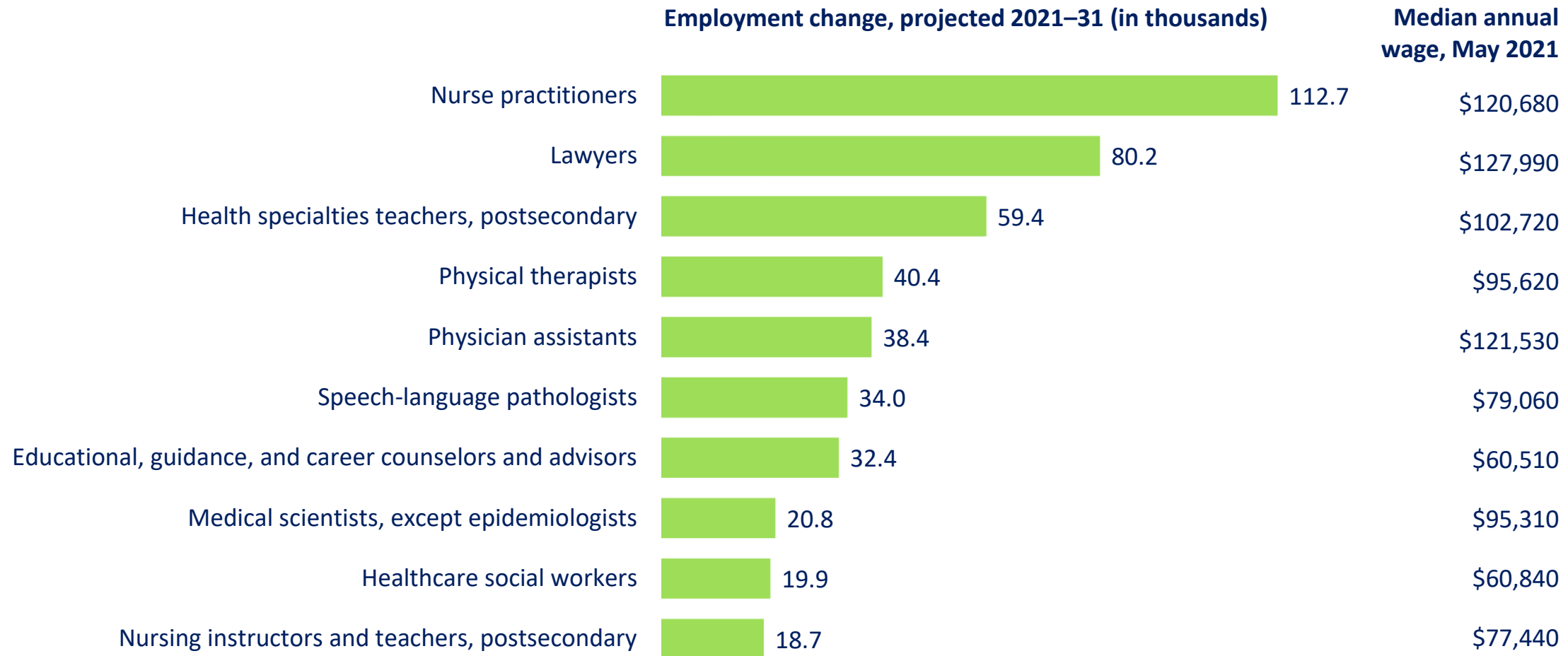
Occupations that Need More Education for Entry are Projected to Grow Faster*

Projected 2021–31 growth rate in occupational employment by typical 2021 entry-level education



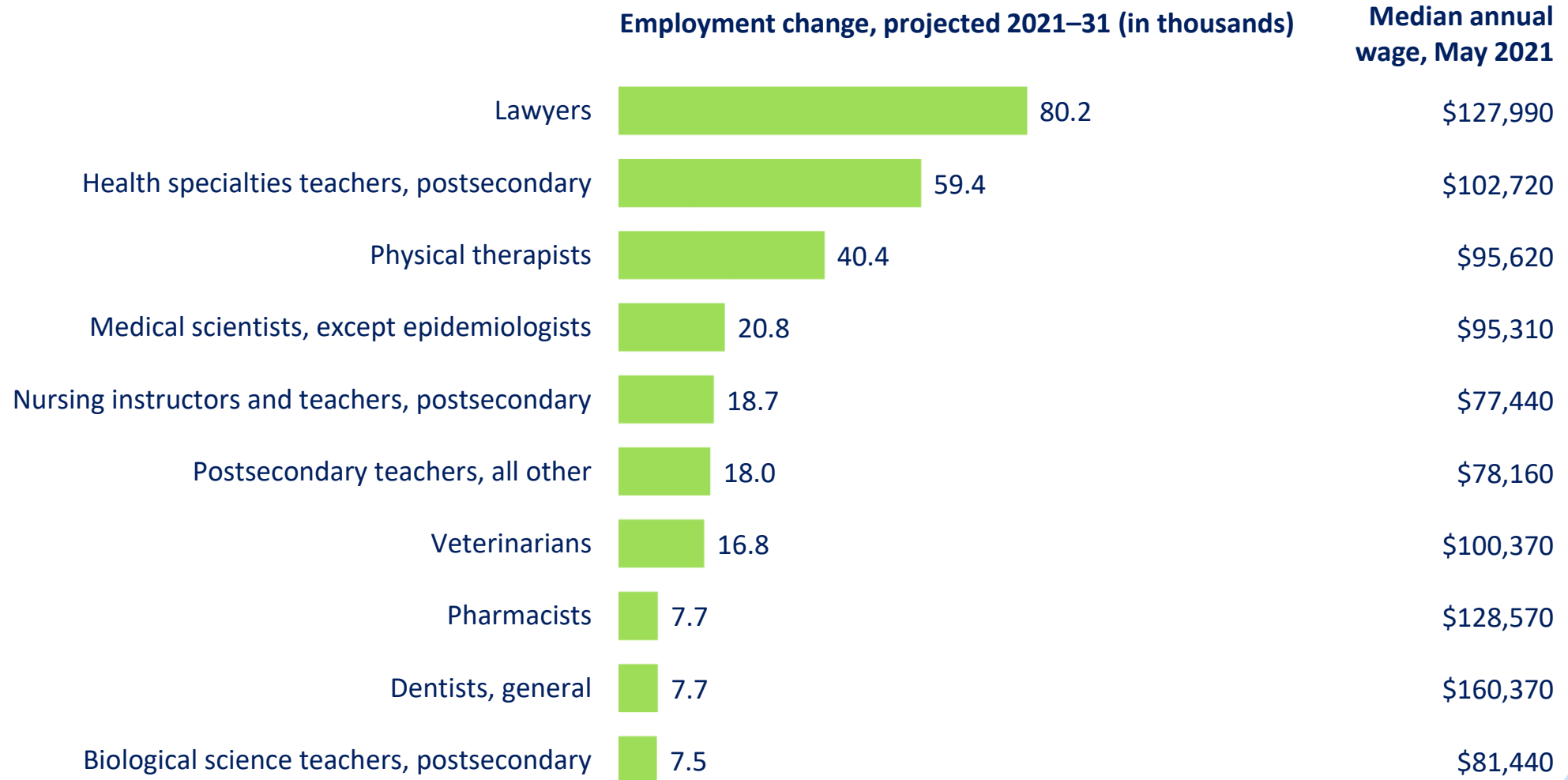
*The occupational growth rates shown in this chart include projected growth in all jobs from 2021-2031, not just entry level jobs. Entry level education reflects 2021 requirements – BLS does not project education requirements.

Graduate Degree Occupations with the Largest Job Growth

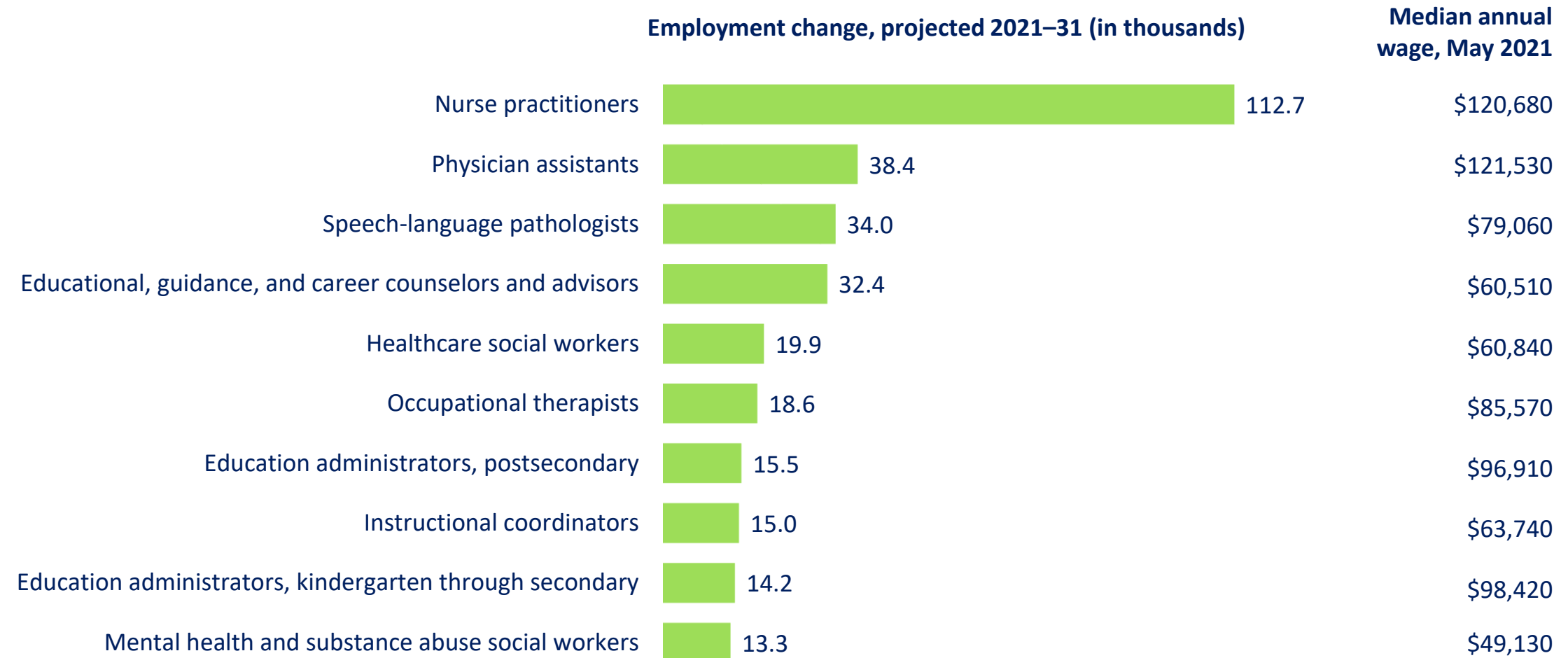


Doctoral or Professional Degree

Occupations with the Largest Job Growth



Master's Degree Occupations with the Largest Job Growth



Bachelor's Degree Occupations with the Largest Job Growth

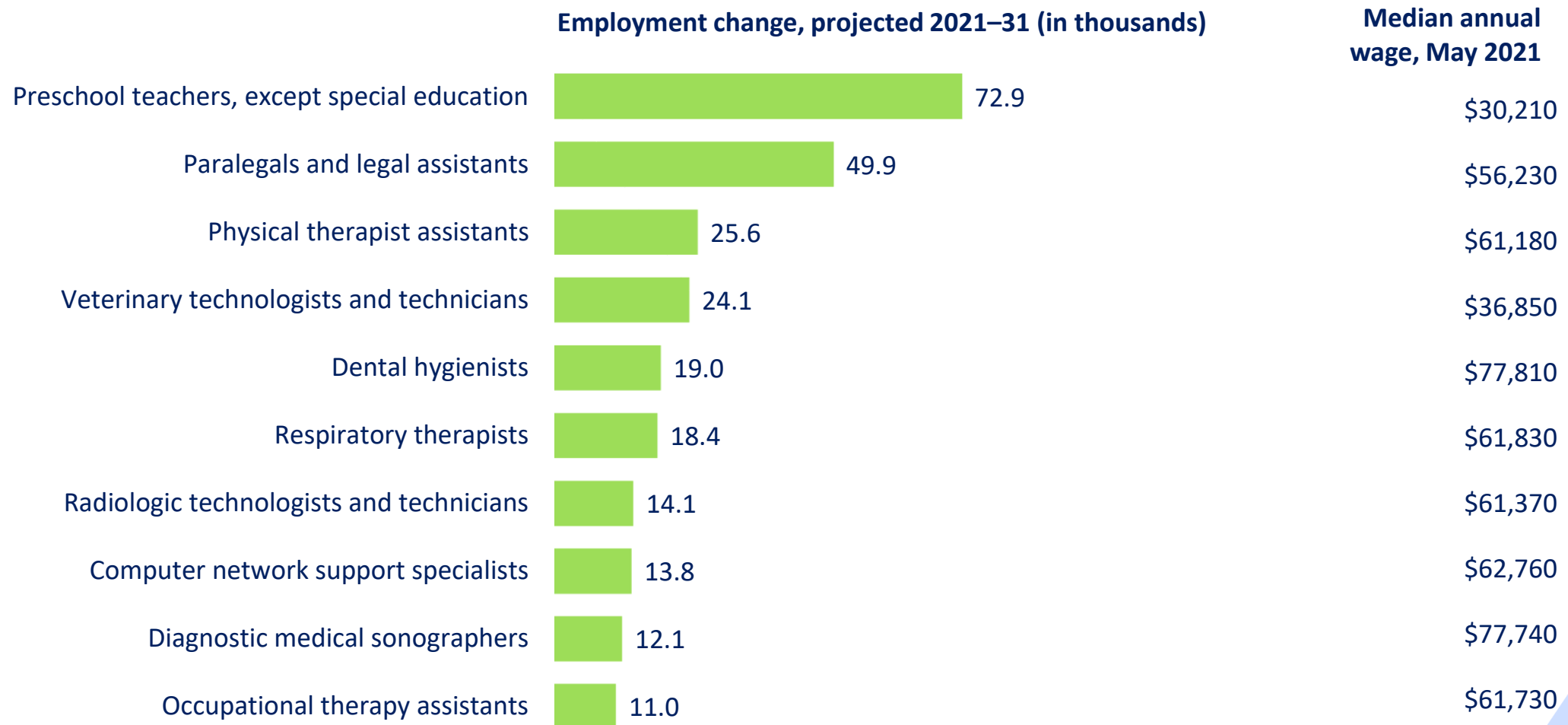
Employment change, projected 2021–31 (in thousands)

Median annual wage, May 2021

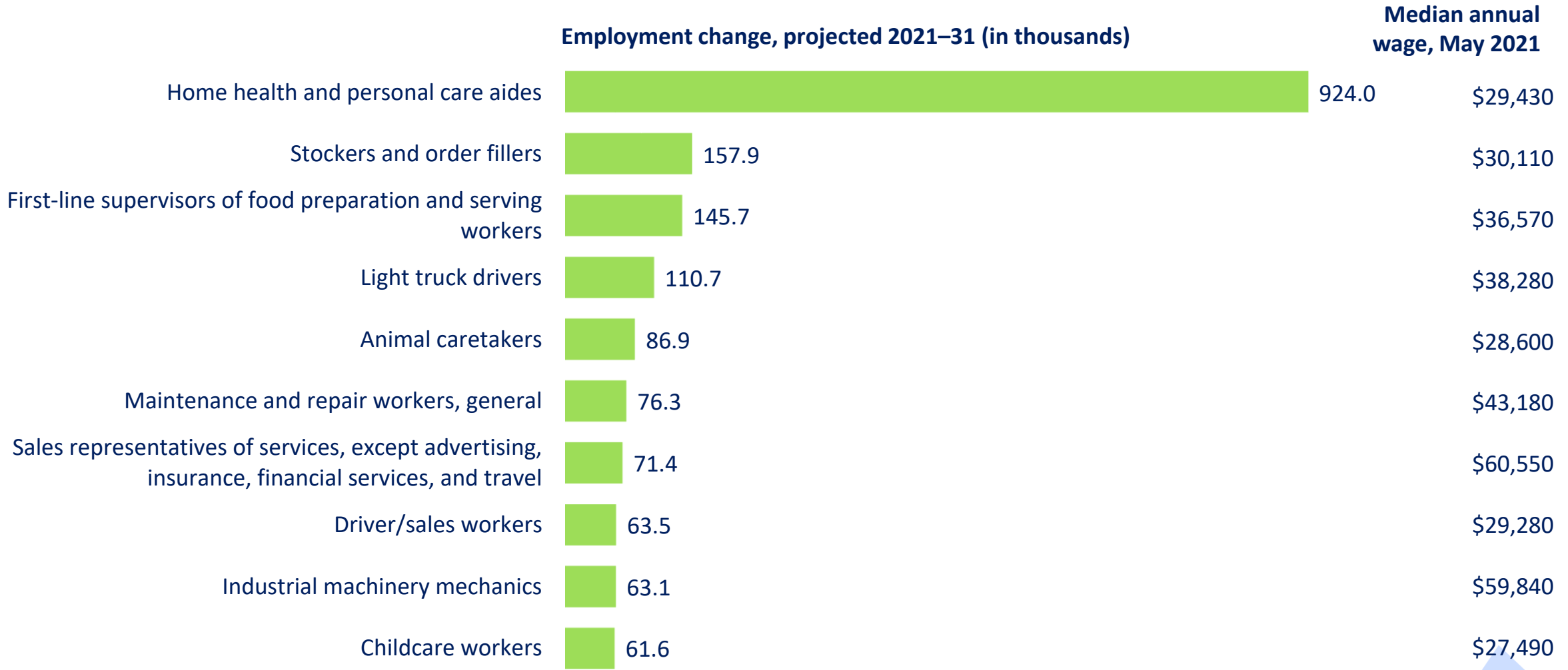
Software developers	370.6	\$120,730
General and operations managers	209.8	\$97,970
Registered nurses	195.4	\$77,600
Market research analysts and marketing specialists	150.3	\$63,920
Medical and health services managers	136.2	\$101,340
Financial managers	123.1	\$131,710
Management analysts	108.4	\$93,000
Computer and information systems managers	82.4	\$159,010
Accountants and auditors	81.8	\$77,250
Managers, all other	78.4	\$124,650



Associate's Degree Occupations with the Largest Job Growth



High School Diploma Occupations with the Largest Job Growth



No Formal Educational Credential

Occupations with the Largest Job Growth



Employment Outlook: 2021–31

Resources for Additional Information



Occupational Outlook Handbook

www.bls.gov/ooh

[OOH HOME](#) | [OCCUPATION FINDER](#) | [OOH FAQ](#) | [OOH GLOSSARY](#) | [A-Z INDEX](#) | [OOH SITE MAP](#)


OCCUPATIONAL OUTLOOK HANDBOOK


Search Handbook [Go](#)

Home

Get the CareerInfo app for the Occupational Outlook Handbook (OOH).

Scan with your device

 iOS

 Android

The app is available for [iOS](#) and [Android](#) devices.

OCCUPATION GROUPS

[Architecture and Engineering](#)

[Arts and Design](#)

[Building and Grounds Cleaning](#)

[Business and Financial](#)

[Community and Social Service](#)

[Computer and Information Technology](#)

[Construction and Extraction](#)

[Education, Training, and Library](#)

[Entertainment and Sports](#)

[Farming, Fishing, and Forestry](#)

[Food Preparation and Serving](#)

[Healthcare](#)

[Installation, Maintenance, and Repair](#)

[Legal](#)

[Life, Physical, and Social Science](#)

[Management](#)

[Math](#)

[Media and Communication](#)

[Military](#)

[Office and Administrative Support](#)

[Personal Care and Service](#)

[Production](#)

[Protective Service](#)

SELECT OCCUPATIONS BY

2021 Median Pay

Entry-Level Education


On-the-job Training

Number of New Jobs (Projected)

Growth Rate (Projected)

GO

FEATURED OCCUPATION



Physical Therapist Assistants and Aides

Physical therapist assistants and aides work under the direction and supervision of physical therapists.

[view profile »](#)

A-Z INDEX

[A](#)[B](#)[C](#)[D](#)[E](#)[F](#)[G](#)[H](#)[I](#)[J](#)[K](#)[L](#)[M](#)[N](#)[O](#)[P](#)[Q](#)[R](#)[S](#)[T](#)[U](#)[V](#)[W](#)[X](#)[Y](#)[Z](#)

BROWSE OCCUPATIONS

Highest Paying

Fastest Growing (Projected)

Most New Jobs (Projected)

Field of Degree

Occupational Outlook Handbook App

Available for download as the **CareerInfo** app for Apple iOS and Android

App Store Preview



CareerInfo 4+

Explore CareerInfo

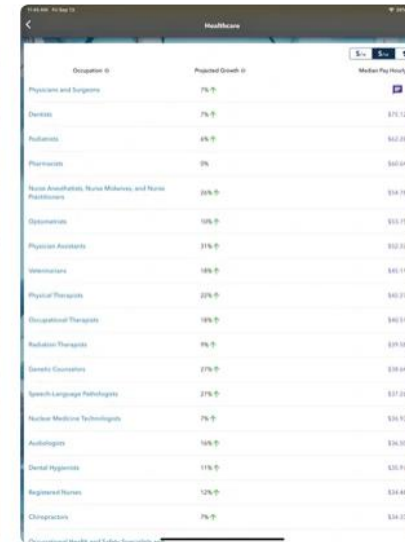
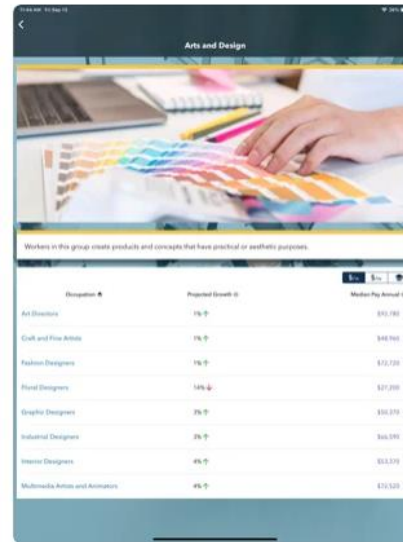
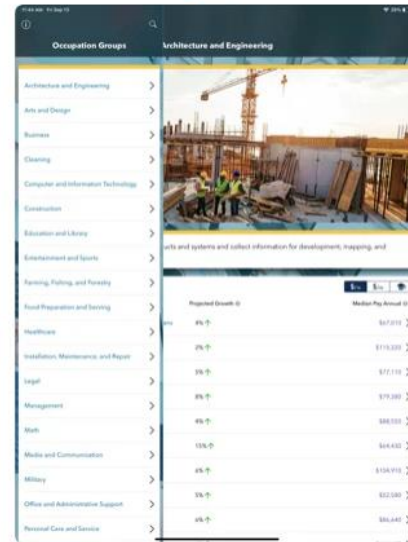
U.S. Department of Labor

Designed for iPad

★★★★★ 4.8 • 14 Ratings

Free

Screenshots iPad iPhone



Career Outlook

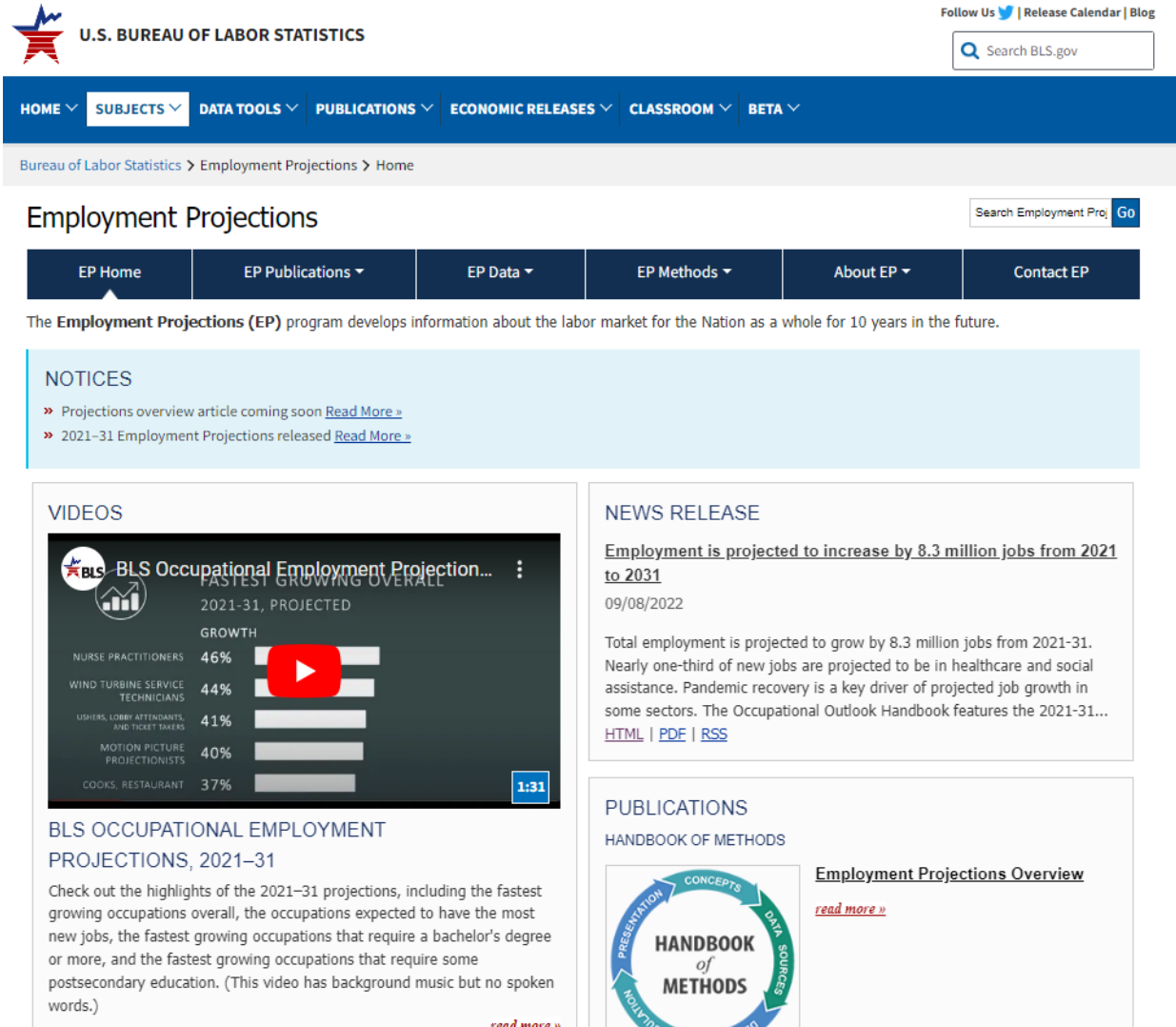
www.bls.gov/careeroutlook

- *Career Outlook* is published throughout the year, and includes practical information on jobs and careers
- Includes feature articles, interviews with workers, and “you’re a what?” – describes careers people may not know about



Employment Projections Program

www.bls.gov/emp



The screenshot shows the BLS Employment Projections Program website. At the top is the BLS logo and navigation links. Below is a search bar and a main menu. The page title is "Employment Projections". A navigation bar includes links to EP Home, EP Publications, EP Data, EP Methods, About EP, and Contact EP. A notice section mentions upcoming projections overview and 2021-31 projections. The "VIDEOS" section features a video titled "BLS Occupational Employment Projection..." showing a bar chart of growth rates for various occupations. The "NEWS RELEASE" section contains a headline about projected job growth from 2021 to 2031. The "PUBLICATIONS" section lists the "Handbook of Methods" and an "Employment Projections Overview" document.

U.S. BUREAU OF LABOR STATISTICS

Follow Us | Release Calendar | Blog

Search BLS.gov

HOME | SUBJECTS | DATA TOOLS | PUBLICATIONS | ECONOMIC RELEASES | CLASSROOM | BETA

Bureau of Labor Statistics > Employment Projections > Home

Employment Projections

Search Employment Proj Go

EP Home | EP Publications | EP Data | EP Methods | About EP | Contact EP

The **Employment Projections (EP)** program develops information about the labor market for the Nation as a whole for 10 years in the future.

NOTICES

- » Projections overview article coming soon [Read More »](#)
- » 2021-31 Employment Projections released [Read More »](#)

VIDEOS

BLS Occupational Employment Projection...

FASTEST GROWING OVERALL

2021-31, PROJECTED GROWTH

Occupation	Growth Rate
Nurse Practitioners	46%
Wind Turbine Service Technicians	44%
Ushers, Lobby Attendants, and Ticket Takers	41%
Motion Picture Projectionists	40%
Cooks, Restaurant	37%

1:31

BLS OCCUPATIONAL EMPLOYMENT PROJECTIONS, 2021-31

Check out the highlights of the 2021-31 projections, including the fastest growing occupations overall, the occupations expected to have the most new jobs, the fastest growing occupations that require a bachelor's degree or more, and the fastest growing occupations that require some postsecondary education. (This video has background music but no spoken words.)

[read more »](#)

NEWS RELEASE

Employment is projected to increase by 8.3 million jobs from 2021 to 2031

09/08/2022

Total employment is projected to grow by 8.3 million jobs from 2021-31. Nearly one-third of new jobs are projected to be in healthcare and social assistance. Pandemic recovery is a key driver of projected job growth in some sectors. The Occupational Outlook Handbook features the 2021-31...


[HTML](#) | [PDF](#) | [RSS](#)

PUBLICATIONS

HANDBOOK OF METHODS

Employment Projections Overview

[read more »](#)



The diagram shows a circular flow of information: PRESENTATION, CONCEPTS, DATA SOURCES, and METHODS, all leading to the central "HANDBOOK of METHODS".

- 2021–31 projections cover 832 occupations and 295 industries at the national level only
- The projections form the basis for data and outlook information in the Occupational Outlook Handbook (OOH)



Useful Employment Projections Sites

- Technical documentation of Employment Projections program methods and data
 - ▶ www.bls.gov/emp/documentation/projections-methods.htm
- Other Employment Projections program publications, including past Monthly Labor Review articles
 - ▶ www.bls.gov/emp/publications.htm
- Frequently asked questions
 - ▶ www.bls.gov/emp/frequently-asked-questions.htm



State and Local Area Projections

- BLS prepares projections only for the nation as a whole
- Projections of industry and occupational employment are prepared by each state, using input from the BLS national projections
- State projections data, and links to each state's projections site, are available
 - ▶ www.projectionscentral.org



Contact Information

Domingo Angeles

Economist

Division of Occupational Employment Projections

202-691-5475

ep-info@bls.gov