

Is There an Industry Report for That? Market & Industry Research



Business Reference Services
Natalie Burclaff
Ellen Terrell

<https://guides.loc.gov/industry-research>

Home

US Industry (NAICS)

US INDUSTRY (NAICS) REPORT 31152

Ice Cream Production in the US

Search Within This Report



NAVIGATION



First Research®



North America
Regional Info

Sales & Marketing
Customize Communications

Global Fire Protection Coatings Growth Opportunities

Growth Strategies Focus on Hybrid Intumescent Coatings

Global Chemicals, Materials & Nutrition Research Team at Frost & Sullivan

PROFILE OVERVIEW

Lawn & Garden Tractor & Equipment Manufacturing

New! [View More News & Social](#)

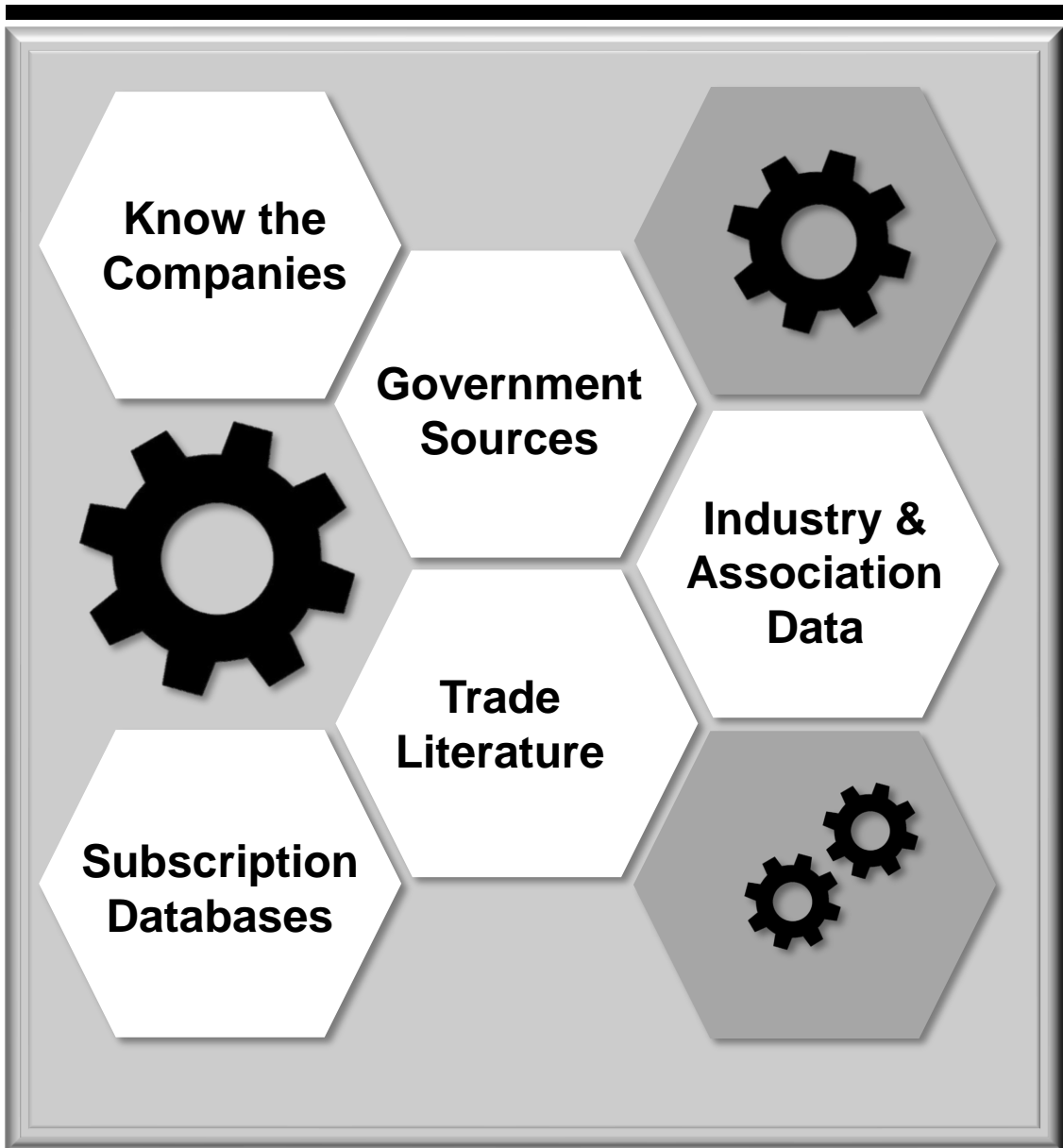
NAICS CODES: 333112
SIC CODES: 3524

MarketLine

MarketLine Industry Profile

Pet Healthcare in Europe

May 2021



Keep in Mind that Each Industry Will...

- be different
- have their own history that illuminates how they do business today
- have their own data needs
- present/publish statistics that *they* need and *how* they need them
- have their own body of trade literature and information sources
- won't necessarily make information open and available

Industry Codes

TRADES ALPHABETICALLY ARRANGED.

CROCKERY.....	#	HARDWARE.....	■	NURSERYMEN.....	XC
DEPARTMENT STORES.....	*	HARNESS.....	-	OIL DEALERS.....	X
DISTILLERS.....	□	HATS AND CAPS.....	+	OPTICIANS.....	◆
DRUGS.....	Z	HAY.....		ORGANS.....	V
DRY GOODS.....	▲	HIDES.....	●	PAINT DEALERS.....	X
EGGS.....	P	HOTEL.....	□	PAINTERS.....	X
ELECTRICAL SUPPLIES.....	V	HOUSE FURNISHING.....	■	PAPER.....	
ENGINES.....	V	ICE.....	I	PAPER BOXES.....	
FANCY GOODS.....	λ	JEWELERS.....	◆	PAPER HANGING.....	X
FEED DEALERS.....		LEAD PIPE.....	O	PATENT MEDICINES.....	N
FERTILIZERS.....	U	LEATHER.....	●	PIANOS.....	V
FLOLISTS.....	U	LEATHER FINDINGS.....	●	PLANING MILLS.....	J
FLOUR DEALERS.....		LIQUOR DEALERS.....	□	PLUMBERS.....	O
FLOUR MILLS.....		LITHOGRAPHERS..		PLUMBERS' SUPPLIES.....	O
FOUNDRIES.....	V	LIVERY.....	S	PRINTERS.....	
FRUIT.....	P	LUMBER DEALERS.....	T	PRODUCE.....	
FURNITURE.....	C	MACHINERY.....	V	PROVISIONS.....	H
GARAGES.....	G	MACHINISTS' SUPPLIES...	V	PUBLISHERS.....	
GASFITTERS.....	O	MALTSTERS.....	□	PUMPS.....	
GAS FIXTURES.....	O	MASONS.....	L	RAILROAD SUPPLIES.....	V
GENERAL HARDWARE.....	■	MEN'S FURNISHINGS.....	+	REFRIGERATING.....	I
GENERAL STORES.....	*	METALS.....	V	ROOFERS.....	L
GLASSWARE.....	#	MILLINERY.....	▲	SADDLERY HARDWARE....	L
GRAIN.....		MOTORCYCLES.....	G	SALOONS.....	L
GRIST MILLS.....		MUSIC.....	>	SASH AND BLINDS.....	L
GROCERIES.....	T	MUSICAL INSTRUMENTS...	>	SAW MILLS.....	L
GUNS.....	■	NOTIONS.....	▲	SEEDS.....	L

Dun's Reference Book July 1919 vol 205

Industry codes.

- ❖ **North American Industrial Classification (NAICS)**
- ❖ **Standard Industrial Classification Codes (SIC Codes)**
- ❖ **Harmonized System (HS)**

Industry codes: NAICS.

Sector

[72](#) Accommodation and Food Services^T

[721](#) Accommodation^T

721199 All Other Traveler Accommodation

This U.S. industry comprises establishments primarily engaged in providing short-term lodging (except hotels, motels, casino hotels, and bed-and-breakfast inns).

Illustrative Examples:

Guest houses
 Tourist homes
 Housekeeping cabins and cottages
 Youth hostels

Cross-References. Establishments primarily engaged in--

- Providing short-term lodging in facilities known as hotels without a casino on the premises--are classified in Industry [721110](#), Hotels (except Casino Hotels) and Motels;
- Providing short-term lodging in facilities known as hotels with a casino on the premises--are classified in Industry [721120](#), Casino Hotels; and
- Providing short-term lodging in establishments known as bed-and-breakfast inns--are classified in U.S. Industry [721191](#), Bed-and-Breakfast Inns.

2007 NAICS	2012 NAICS	2017 NAICS	Corresponding Index Entries
721199	721199	721199	Cabins, housekeeping
721199	721199	721199	Cottages, housekeeping
721199	721199	721199	Guest houses
721199	721199	721199	Hostels
721199	721199	721199	Housekeeping cabins
721199	721199	721199	Housekeeping cottages
721199	721199	721199	Tourist courts
721199	721199	721199	Tourist homes
721199	721199	721199	Youth hostels

81

[722310](#) Food Service Contractors

92

[72232](#) Caterers^T

Using NAICS codes.

- ECONOMIC CENSUS
- APIs
- Business Expense
- Tables
- Datasets
- Data Tools
- Errata Notes
- [Back to Economic Census](#)
- 2017 Economic Census Release Information

Data

Data are facts on people, places and business collected in censuses and surveys and through administrative records (e.g., birth certificates). The results released based on these data collections are often called statistics.

The sources of the data published on census.gov are the Census Bureau and other federal agencies, if applicable.

Economic Census APIs

Census Bureau datasets are available via API. Check out our Discovery Tool. Sign up for our newsletter. Visit our Developers Forum to learn more.

Business Expenses Survey

The BES was created originally to compile statistics on business operating expenses for Retail Trade, Wholesale Trade, and Service Industries.

Economic Census Tables

Stats displayed in columns and rows with title, ID, notes, sources and release date. Many tables are in downloadable XLS, CVS and PDF file formats.

Economic Census Data Tools

Interactive applications, created by the Census Bureau, to help you customize, and even visualize, statistics from multiple censuses, surveys, and programs.

2017 Economic
Census Release
Information

Using Census Bureau
Stats

Data

Using NAICS codes.

<https://data.census.gov/>



Tables Maps Pages

The screenshot shows the data.census.gov website interface. At the top, there is a search bar and navigation links for 'Tables', 'Maps', and 'Pages'. Below the search bar, there are tabs for 'All', 'Tables', 'Maps', and 'Pages', along with links for 'Microdata', 'Help', 'FAQ', and 'Feedback'. A notification banner states: 'Experimental estimates, developed from 2020 ACS 1-year data are now available on the ACS Experimental Data webpage. These estimates will not be available on data.census.gov.' The main content area is divided into two columns. The left column, titled 'Advanced Search', contains a search input field with the placeholder text 'Table ID (e.g., DP1)', a '0 Filters' indicator with a help icon, a 'Clear all' button, and a 'Find a Filter' section with a search input. Below this, there are expandable categories: 'Codes' (with 123 items) and 'Geography'. The right column, titled 'Select Codes', lists several code categories: 'Industry Codes (NAICS)', 'Product and Service Codes', 'Commodity Codes', 'Material/Fuel', 'NAPCS Collection', and 'EEO Occupation Codes'. The 'Industry Codes (NAICS)' category is currently selected and highlighted.

Using NAICS codes.

<https://data.census.gov/>

accommodations

All Tables

2020 ACS 1-year data are

140,498,736
Total Housing Units

Tables >

Decennial Census

H1 | OCCUPANCY ST

+ View All 11 Products

VIEW ALL TABLES (1)

Maps >

Decennial Census

H1 | OCCUPANCY ST

+ View All 11 Products

/21199 Advanced Search

All Tables Maps Pages

2020 ACS 1-year data are now available on the [ACS Experimental Data webpage](#). These estimates will not be available on data.census.gov.

64 Tables, 64 Maps, 3 Pages

View: 10 | 25 | 50

Tables >

Economic Surveys

CB1900CBP | All Sectors: County Business Patterns, including ZIP Code Business Patterns, by Legal Form of Organization and Employment Size Class for the U.S., States, and Selected Geographies: 2019

2019: ECNSVY Business Patterns County Business Patterns

Economic Surveys

CB1800CBP | All Sectors: County Business Patterns, including ZIP Code Business Patterns, by Legal Form of Organization and Employment Size Class for the U.S., States, and Selected Geographies: 2018

2018: ECNSVY Business Patterns County Business Patterns

Economic Surveys

CB1800ZBP | All Sectors: ZIP Code Business Patterns by Employment Size Class for 5-digit zipcode level: 2018

+ View All 2 Products

Economic Surveys

AB1700CSA01 | Annual Business Survey: Statistics for Employer Firms by Industry, Sex, Ethnicity, Race, and Veteran Status for the U.S., States, Metro Areas, Counties, and Places: 2017

2017: ECNSVY Annual Business Survey Annual Business Survey

Using NAICS codes.

<https://cbb.census.gov/sbe/#>

1. What type of business do you want to research?

Select the type of business you want to research by either selecting it first from the "Most Popular" categories below (and the detailed list provided) or by using the Type of Business Search. (You must choose one type of business.)



Bakeries



Bars



Buffets



Caterers



Restaurants



Fast Food



Food Contractors



Food Trucks



Snack Bars

Clear Selections

or Search for your type of business

Industry Title, Keyword, or NAICS Code

or Search for your type of business

Industry Title, Keyword, or NAICS Code

2. Where are you considering locating the business?

Select the location you want to research either clicking on the My Location button or by searching for it.

Find My Location

or

State, County, City/Town, or ZIP Code

Click "Go to Map" to browse the information about the potential customers and competitors for the location you are researching. (Note: You must choose a Type of Business and Location.)

Go To Map

Click "Create Report" to go straight to the report for your type of businesses and location. (Note: You must choose a Type of Business and Location.)

Create Report

<https://guides.loc.gov/industry-research/census-bureau>

Using NAICS codes.

Economic Census	This census is done every five years and data is by industry and geography. In addition to displaying data by industry codes, the Economic Census also shows data by Product Codes that can be even more specific. It includes the surveys below.
Annual Survey of Manufactures (ASM)	Sample estimates of statistics for all manufacturing establishments (NAICS sector 31-33) with one or more paid employees and is conducted annually, except for years ending in 2 and 7.
Annual Retail Trade Survey (ARTS)	National estimates of total annual sales, e-commerce sales, sales taxes, end-of-year inventories, purchases, total operating expenses, inventories held outside the US, gross margins, and end-of-year accounts receivable for retail businesses located in the US .
Annual Wholesale Trade Survey (AWTS)	Merchant wholesale companies provide estimates on sales, e-commerce, end-of-year inventories, inventories held outside the U.S., purchases, and total operating expenses.
Service Annual Survey (SAS)	Data from companies whose primary business or operation is to provide services to individuals, businesses, and governments including most personal, business, automotive, amusement and recreation, social welfare, health care, and other professional services.

<https://guides.loc.gov/industry-research/census-bureau>

Industry codes: SIC.

Division Industries/Sectors

A. Division A: Agriculture, Forestry, And Fishing

- Major Group 01: Agricultural Production Crops
- Major Group 02: Agriculture production livestock and animal specialties
- Major Group 07: Agricultural Services
- Major Group 08: Forestry
- Major Group 09: Fishing, hunting, and trapping

B. Division B: Mining

- Major Group 10: Metal Mining
- Major Group 12: Coal Mining
- Major Group 13: Oil And Gas Extraction
- Major Group 14: Mining And Quarrying Of Nonmetalli

C. Division C: Construction

- Major Group 15: Building Construction General Contr
- Major Group 16: Heavy Construction Other Than Buil
- Major Group 17: Construction Special Trade Contract

D. Division D: Manufacturing

- Major Group 20: Food And Kindred Products
- Major Group 21: Tobacco Products
- Major Group 22: Textile Mill Products
- Major Group 23: Apparel And Other Finished Products Made From Fabrics And Similar Materials
- Major Group 24: Lumber And Wood Products, Except Furniture
- Major Group 25: Furniture And Fixtures
- Major Group 26: Paper And Allied Products
- Major Group 27: Printing, Publishing, And Allied Industries
- Major Group 28: Chemicals And Allied Products
- Major Group 29: Petroleum Refining And Related Industries
- Major Group 30: Rubber And Miscellaneous Plastics Products
- Major Group 31: Leather And Leather Products
- Major Group 32: Stone, Clay, Glass, And Concrete Products
- Major Group 33: Primary Metal Industries
- Major Group 34: Fabricated Metal Products, Except Machinery And Transportation Equipment
- Major Group 35: Industrial And Commercial Machinery And Computer Equipment
- Major Group 36: Electronic And Other Electrical Equipment And Components, Except Computer Equipment
- Major Group 37: Transportation Equipment
- Major Group 38: Measuring, Analyzing, And Controlling Instruments; Photographic, Medical And Optical Goods; Watches And Clocks
- Major Group 39: Miscellaneous Manufacturing Industries

Division I Services

Division J Public Administr

<https://guides.loc.gov/industry-research/classification-sic>

Industry codes: SIC.

Description for 7011: Hotels and Motels

Division I: Services | Major Group 70: Hotels, Rooming Houses, Camps, And Other Lodging Places

H. Div
▪ Ma Industry Group 701: Hotels And Motels

▪ Ma

▪ Ma

▪ Ma

▪ Ma

▪ Ma

7011 Hotels and Motels

Commercial establishments, known to the public as hotels, motor hotels, motels, or tourist courts, primarily engaged in providing lodging, or lodging and meals, for the general public. Hotels which are operated by membership organizations and open to the general public are included in this industry. Hotels operated by organizations for their members only are classified in Industry 7041. Apartment hotels are classified in Real Estate, Industry 6513; rooming and boarding houses are classified in Industry 7021; and sporting and recreational camps are classified in Industry 7032.

I. Divis

▪ Ma

▪ Ma

▪ Ma

▪ Ma

▪ Ma

▪ Ma

▪ Ma

▪ Ma

▪ Ma

▪ Ma

▪ Ma

▪ Ma

▪ Ma

▪ Ma

▪ Ma

▪ Ma

- Auto courts
- Bed and breakfast inns
- Cabins and cottages
- Casino hotels
- Hostels
- Hotels, except residential
- Inns, furnishing food and lodging
- Motels
- Recreational hotels
- Resort hotels
- Seasonal hotels
- Ski lodges and resorts
- Tourist cabins
- Tourist courts

Industry Group 702: Rooming And Boarding Houses

- 7021 [Rooming and Boarding Houses](#)

Industry Group 703: Camps And Recreational Vehicle Parks

- 7032 [Sporting and Recreational Camps](#)
- 7033 [Recreational Vehicle Parks and Campsites](#)

Industry Group 704: Organization Hotels And Lodging Houses, On

- 7041 [Organization Hotels and Lodging Houses, on Membership Basis](#)

<https://guides.loc.gov/industry-research/classification-sic>

Industry codes: Trade.

Harmonized systems (HS)

This is an international system for the classification of traded goods on a common basis for customs purposes.

Official Harmonized Tariff Schedule:

HTS comprises a hierarchical structure for describing all goods in trade for duty, quota, and statistical purposes. Structure is based upon the international Harmonized Commodity Description and Coding System (HS), administered by the World Customs Organization.

<https://hts.usitc.gov/current>

Standard International Trade Classification (SITC)

This system is used in the compilation and comparison of trade statistics. The commodity groupings reflect (a) the materials used, (b) the processing stage, (c) market practices and, (d) the importance of the commodities in terms of world trade, and (e) technological changes.

International Standard of Industrial Classification (ISIC)

Developed by the UN as a standard way of classifying economic activities. This groups together enterprises if they produce the same type of goods or service or if they use similar processes. Examples:

- A. Agriculture, forestry and fishing
- B. Mining and quarrying
- C. Manufacturing

<https://guides.loc.gov/industry-research/classification-international>

Industry codes: Trade.

Section XI:

Textile and Textile Articles

Section	Chapter	Heading/ Subheading	Stat. Suf- fix	Article Description	Unit of Quantity	Rates of Duty		
						1		2
						General	Special	
Live A	Chapter 5	6401		Waterproof footwear with outer soles and uppers of rubber or plastics, the uppers of which are neither fixed to the sole nor assembled by stitching, riveting, nailing, screwing, plugging or similar processes:				
		6401.10.00	00	Footwear incorporating a protective metal toe-cap.....	prs.....	37.5% ^{1/}	Free (AU, BH, CA, CL, D, IL, JO, MA, MX, OM, P, PE, R, SG) 0.4% (PA) 3.7% (CO) 28.1% (KR)	75%
		6401.92		Other footwear:				
Veget.	Chapter 6	6401.92.30	00	Covering the ankle but not covering the knee: Ski-boots and snowboard boots.....	prs.....	Free ^{1/}		35%
		6401.92.60	00	Other: Having soles and uppers of which over 90 percent of the external surface area (including any accessories or reinforcements such as those mentioned in note 4(a) to this chapter) is poly(vinyl chloride), whether or not supported or lined with poly(vinyl chloride) but not otherwise supported or lined.....	prs.....	4.6% ^{2/}	Free (AU, BH, CA, CL, CO, D, E, IL, JO, KR, MA, MX, OM, P, PA, PE, R, SG)	25%
		6401.92.90		Other.....		37.5% ^{1/}	Free (AU, BH, CA, CL, D, IL, JO, MA, MX, OM, P, PE, R, SG) 0.4% (PA) 3.7% (CO) 28.1% (KR)	75%
			30	Work footwear.....	prs.			

<https://guides.loc.gov/industry-research/classification-international>

Using HS codes: US data.

export.gov

- Aerospace & Defense
- Agribusiness
- Architecture & Engineering
- Automotive & Ground Transportation
- Construction, Building, & Heavy Equipment
- Consumer Goods & Home Furnishings
- Education
- Energy and Environmental Industries
 - U.S. Commercial Service Energy Team
 - Civil Nuclear Portal
 - Oil & Gas Industry Portal
 - Renewable Energy Industry Portal
 - Smart Grid Industry Portal
 - Environmental Technologies Exporters Portal
 - U.S. Commercial Service Environmental Technologies Team
- Finance
- Food Processing & Packaging
- Franchising
- Health Technologies
- Industrial Equipment & Supplies
- Information & Communication
- Manufacturing Industries
- Marine Technology
- Publishing, Media, & Entertainment
- Security & Safety
- Services
- Textiles, Apparel & Sporting Goods
- Travel and Tourism
- Used & Reconditioned Equipment



www.census.gov/foreign-trade/index.html

- **The Advance International Trade in Goods Deficit Increased**
- **Imports and Exports by Related Parties**
- **U.S. Exports by Metropolitan Area**
- **Profile of U.S. Importing and Exporting Companies,**
- **Global Market Finder: An interactive tool for U.S. exporters**


The Census Bureau has created a data visualization tool that will help users find detailed international trade in goods statistics for specific commodity codes, countries of destination, and modes of transportation.

Using HS codes: US data.

Year: 2019


Global Market Finder

An Interactive Tool for U.S. Exporters

Find your Schedule B commodity code  Choose a commodity code: ALL Choose a Country: (All)

Map Time Series Methods of Transportation Uni

U.S. EXPORTS OF ALL COMMODITIES, 2019



United States Census Bureau

Source: USA Trade Online
All Trade Figures are in U.S. dollars on a nominal basis.



U.S. EXPORTS OF WATERPROOF FOOTWEAR RUBBER/PLASTIC A METAL TOE-C(6401.10.0000)
(Values in Thousands of Dollars)  

Country	2015	2016	2017	2018	2019
Grand Total	9,242	7,736	8,519	7,246	8,381
CANADA	3,613	3,413	4,557	3,640	3,265
CHINA	152	68	211	65	1,205
MEXICO	1,802	1,240	1,108	1,393	1,079
PANAMA	312	334	129	106	407
UNITED KINGDOM	13	28	64	49	200
JAPAN	705	79	60	90	165
SURINAME	9	14	46	82	157
ST KITTS AND NE..		27	33	34	129
CHILE	135	35	93	22	111
HONDURAS	117	121	55	132	106
UNITED ARAB EM..	37	34	152	11	93
COSTA RICA	111	102	141	96	92
ECUADOR	111				86
TRINIDAD AND T..	25	474	393	145	80
COLOMBIA	21	102	23	29	73
PERU	19	53	45	65	70
HAITI		4	68	24	65

WATERPROOF FOOTWEAR RUBBER/PLASTIC A METAL TOE-C
 Country: BRAZIL
 Value: \$2,727
 Quantity (PRS): 33

<https://www.census.gov/library/visualizations/interactive/export-markets.html>

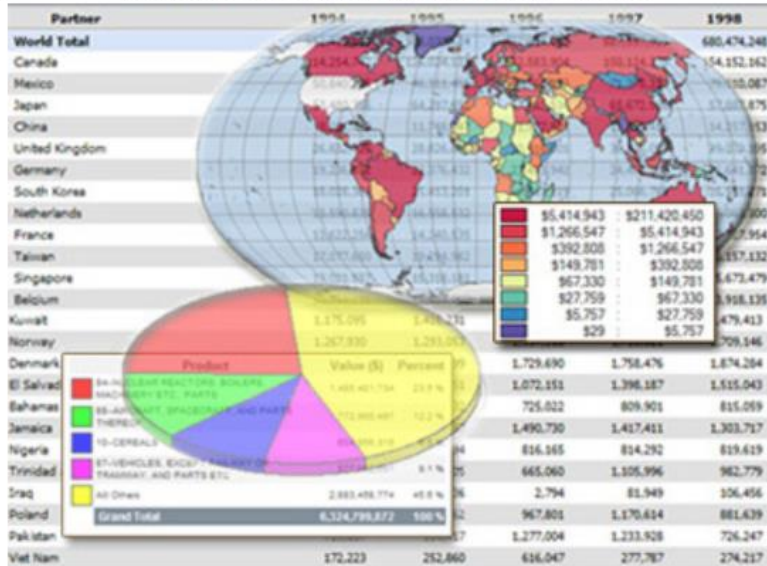
Using HS codes: US data.

<http://tse.export.gov/tse/tsehome.aspx>



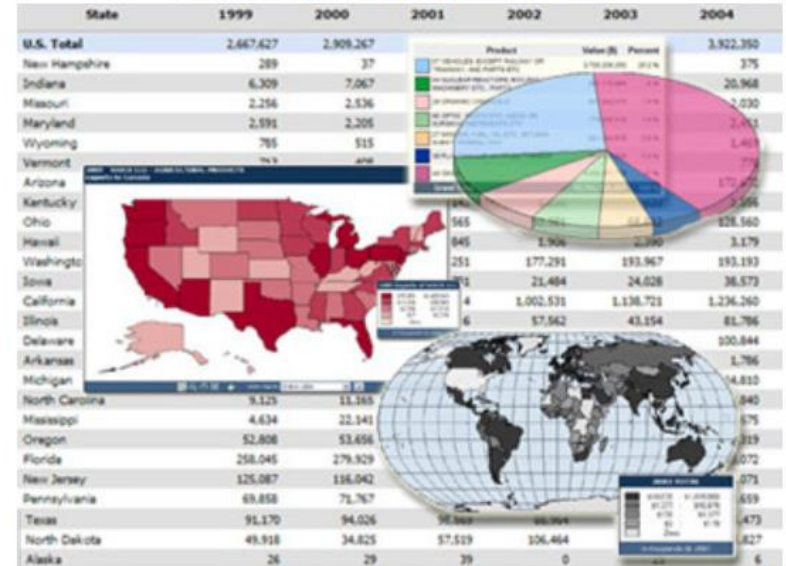
National Trade Data

U.S. merchandise exports, imports, trade balances



State Export Data

State and regional exports of merchandise



Look at the Companies

Business Rankings Annual • 1992

Department Stores

★1784★

LARGEST DEPARTMENT STORES IN THE U.S.

Ranked by: 1990 estimated sales, in millions of dollars.

Remarks: Also notes total company sales and accessories as a percentage of sales. **Number listed:** 18

1. J. C. Penney (Dallas, TX), with \$1,465.5 million
2. Nordstrom (Seattle, WA), \$347.3
3. Macy's Northeast (New York, NY), \$320
4. Sears Roebuck Merchandise Group (Chicago, IL), \$311.2
5. Macy's California (Los Angeles, CA), \$247.9
6. Dayton-Hudson (Minneapolis, MN), \$200.9
7. Saks Fifth Avenue (New York, NY), \$144
8. Bloomingdale's (New York, NY), \$122.4
9. Lord & Taylor (New York, NY), \$114.7
10. Foley's (New York, NY), \$103.5

Source: *Accessories*, July, 1991, p. 32.

Business Ranking Annual. Gale. 1992

Look at the Companies.

ACTION ITEM: FIND THE COMPANIES

Knowing an industry is knowing who the players are, what companies dominate, etc.

- Use trade publications for best ranking/lists that have already been developed.
- Search the internet or news sources for Top or Biggest + companies + industry to bring up other results or help find industry sources
- Develop your own list using SIC/NAICS codes in databases like Mergent Intellect and Data Axle (formerly ReferenceUSA).
- See our guide **Doing Company Research** for more detail
<https://guides.loc.gov/company-research>

Look at the Companies.

Is the company American?

Some database are better for US companies than for international companies.

USE

- Mergent Intellect (US/international)
- EMIS Intelligence (emerging markets)
- Uniworld (US/international)
- SEC Filings (US)

Is the company private or public?

Sources for private company information are limited & subscription based and searching for information can require some creativity.

USE

- Mergent Intellect (public/private)
- Mergent Online (public)
- Business Source Complete (public)
- PrivCo (private)
- Crunchbase (private/start-up)
- General and Industry news
- SEC Filings (public)

Look at the Companies.

Annual reports of public companies can give insights into their industry.

EDGAR search SEC filings: 10K

Item 1 – includes a description of the company's business:

- main products and services,
- what subsidiaries it owns,
- what markets it operates in
- recent events,
- competition the company faces,
- regulations that apply to it,
- labor issues,
- special operating costs,
- seasonal factors

Look at the Companies.

Annual reports of public companies can give insights into their industry.

EDGAR search SEC filings: 10K

Item 7 – is the Management Discussion and Analysis

- expand on what is in Item 1
- management compares results from previous years
- management comments on issues facing the company

Government Industry Sources



Goodrich factories, 1897. <https://www.loc.gov/item/2018696473>

Industry Census Sources.

<https://www.census.gov/topics/business-economy.html>

County Business Patterns

Annual series that includes the number of establishments, employment, first quarter payroll, and annual payroll.

Data is useful for studying economic activity of small areas; analyzing economic changes over time.

Business Dynamics Statistics

Annual measure of business dynamics (such as job creation and destruction, establishment births and deaths, and firm startups and shutdowns) for the economy and aggregated by establishment and firm characteristics.

Data also available by sector.

E-Commerce Statistics (E-STATS)

This is the Census data for "Measuring the Electronic Economy."

Annual Capital Expenditures Survey

This survey covers all domestic, private, including agricultural non-farm including nonemployer businesses. Major exclusions are foreign operations of U.S. businesses, businesses in U.S. territories, government operations, agricultural production companies, and private households.

<https://www.census.gov/data/academy.html>

<https://guides.loc.gov/industry-research/census-bureau>

Other government sources.



DATA TOPICS ▾ RESOURCES STRATEGY DEVELOPERS CONTACT

The home of the U.S. Government's open data

Here you will find data, tools, and resources to conduct research, develop web and mobile applications, design data visualizations, and [more](#).

For information regarding the Coronavirus/COVID-19, please visit [Coronavirus.gov](https://www.covid19.gov).



DATA TOPICS ▾ RESOURCES STRATEGY DEVELOPERS CONTACT



Agriculture



Climate



Energy



Local
Government



Maritime



Ocean



Older Adults
Health

Other government sources.

<p>Bureau of Economic Analysis Produces National Accounts data including GDP by Industry.</p>	<p>Bureau of Labor Statistics Produces inflation and pricing data: Consumer Price Index (CPI); Producer Price Index (PPI) measures changes in the selling prices received by domestic producers of goods, services, and construction; Import and Export Prices; Employment Cost Trends; etc.</p>	<p>Energy Information Administration Data includes consumption, price, storage reports, capacity information, supplier information, etc. Mostly cover the US but there is international coverage for Electricity, Natural Gas, Petroleum & other liquids, Coal, Renewables, and Nuclear & Uranium.</p>
<p>Department of Agriculture Good for data related to crop production and livestock. So you won't find information on the market for wheat or corn, but will find numbers for the production of wheat and corn.</p>	<p>Federal Communications Commission By Bureau. Media oversees electronic media, including cable television, broadcast television, radio. Wireless Telecommunications oversees domestic wireless telecommunications (amateur, cellular, paging, broadband Personal Communication Services, public safety.</p>	<p>FDIC Financial information on banks Helpful for finding out bank history</p>

Other government sources.

<p>Bureau of Economic Analysis Produces National Accounts data including GDP by Industry.</p>	<p>Bureau of Labor Statistics Produces inflation and pricing data: Consumer Price Index (CPI); Producer Price Index (PPI) measures changes in the selling prices received by domestic producers of goods, services, and construction; Import and Export Prices; Employment Cost Trends; etc.</p>	<p>Energy Information Administration Data includes consumption, price, storage reports, capacity information, supplier information, etc. Mostly cover the US but there is international coverage for Electricity, Natural Gas, Petroleum & other liquids, Coal, Renewables, and Nuclear & Uranium.</p>
<p>Department of Agriculture Good for data related to crop production and livestock. So you won't find information on the market for wheat or corn, but will find numbers for the production of wheat and corn.</p>	<p>Federal Communications Commission By Bureau. Media oversees electronic media, including cable television, broadcast television, radio. Wireless Telecommunications oversees domestic wireless telecommunications (amateur, cellular, paging, broadband Personal Communication Services, public safety.</p>	<p>FDIC Financial information on banks Helpful for finding out bank history</p>

Other government sources.

<p>Bureau of Economic Analysis Produces National Accounts data including GDP by Industry.</p>	<p>Bureau of Labor Statistics Produces inflation and pricing data: Consumer Price Index (CPI); Producer Price Index (PPI) measures changes in the selling prices received by domestic producers of goods, services, and construction; Import and Export Prices; Employment Cost Trends; etc.</p>	<p>Energy Information Administration Data includes consumption, price, storage reports, capacity information, supplier information, etc. Mostly cover the US but there is international coverage for Electricity, Natural Gas, Petroleum & other liquids, Coal, Renewables, and Nuclear & Uranium.</p>
<p>Department of Agriculture Good for data related to crop production and livestock. So you won't find information on the market for wheat or corn, but will find numbers for the production of wheat and corn.</p>	<p>Federal Communications Commission By Bureau. Media oversees electronic media, including cable television, broadcast television, radio. Wireless Telecommunications oversees domestic wireless telecommunications (amateur, cellular, paging, broadband Personal Communication Services, public safety.</p>	<p>FDIC Financial information on banks Helpful for finding out bank history</p>

Other government sources.

<p>Bureau of Economic Analysis Produces National Accounts data including GDP by Industry.</p>	<p>Bureau of Labor Statistics Produces inflation and pricing data: Consumer Price Index (CPI); Producer Price Index (PPI) measures changes in the selling prices received by domestic producers of goods, services, and construction; Import and Export Prices; Employment Cost Trends; etc.</p>	<p>Energy Information Administration Data includes consumption, price, storage reports, capacity information, supplier information, etc. Mostly cover the US but there is international coverage for Electricity, Natural Gas, Petroleum & other liquids, Coal, Renewables, and Nuclear & Uranium.</p>
<p>Department of Agriculture Good for data related to crop production and livestock. So you won't find information on the market for wheat or corn, but will find numbers for the production of wheat and corn.</p>	<p>Federal Communications Commission By Bureau. Media oversees electronic media, including cable television, broadcast television, radio. Wireless Telecommunications oversees domestic wireless telecommunications (amateur, cellular, paging, broadband Personal Communication Services, public safety.</p>	<p>FDIC Financial information on banks Helpful for finding out bank history</p>

Other government sources.

<p>Bureau of Economic Analysis Produces National Accounts data including GDP by Industry.</p>	<p>Bureau of Labor Statistics Produces inflation and pricing data: Consumer Price Index (CPI); Producer Price Index (PPI) measures changes in the selling prices received by domestic producers of goods, services, and construction; Import and Export Prices; Employment Cost Trends; etc.</p>	<p>Energy Information Administration Data includes consumption, price, storage reports, capacity information, supplier information, etc. Mostly cover the US but there is international coverage for Electricity, Natural Gas, Petroleum & other liquids, Coal, Renewables, and Nuclear & Uranium.</p>
<p>Department of Agriculture Good for data related to crop production and livestock. So you won't find information on the market for wheat or corn, but will find numbers for the production of wheat and corn.</p>	<p>Federal Communications Commission By Bureau. Media oversees electronic media, including cable television, broadcast television, radio. Wireless Telecommunications oversees domestic wireless telecommunications (amateur, cellular, paging, broadband Personal Communication Services, public safety.</p>	<p>FDIC Financial information on banks Helpful for finding out bank history</p>

Other government sources.

<p>Bureau of Economic Analysis Produces National Accounts data including GDP by Industry.</p>	<p>Bureau of Labor Statistics Produces inflation and pricing data: Consumer Price Index (CPI); Producer Price Index (PPI) measures changes in the selling prices received by domestic producers of goods, services, and construction; Import and Export Prices; Employment Cost Trends; etc.</p>	<p>Energy Information Administration Data includes consumption, price, storage reports, capacity information, supplier information, etc. Mostly cover the US but there is international coverage for Electricity, Natural Gas, Petroleum & other liquids, Coal, Renewables, and Nuclear & Uranium.</p>
<p>Department of Agriculture Good for data related to crop production and livestock. So you won't find information on the market for wheat or corn, but will find numbers for the production of wheat and corn.</p>	<p>Federal Communications Commission By Bureau. Media oversees electronic media, including cable television, broadcast television, radio. Wireless Telecommunications oversees domestic wireless telecommunications (amateur, cellular, paging, broadband Personal Communication Services, public safety.</p>	<p>FDIC Financial information on banks Helpful for finding out bank history</p>

Databases & Free Sources



<https://www.loc.gov/item/2021638534/>

Free.

ThomasNet

<https://www.thomasnet.com/>

Has profiles on over 500,000 North American suppliers and over 6 million industrial products.

MacRaes Bluebook

<https://www.macraesbluebook.com/>

Information on over 1,200,000 North American industrial companies with more than 2 million product listings indexed under more than 50,000 product headings.

Company Websites

It can tell you products/services, clients, officers, locations, organization, news items etc. This will vary company by company. Public companies usually have an About Us or Investor Relations.


Trade Literature & Industry Websites

Not everything will be free but often articles and other information can still be accessible.

Databases.

Specialized Resource Products

- Business Insights: Global
- Plunkett Research
- EMIS Intelligence
- First Research
- IHS Jane's Defense & Security Intelligence & Analysis
- GlobalData: Oil & Gas
- GlobalData: Power
- IBISWorld
- Mergent Intellect
- Mergent Online
- STACKS (at the Library of Congress only)
- Statista
- UN Comtrade



Databases.

Specialized Resource Products

 What you'll find:

- Definition and overview of an industry
- Reports based on census-defined industries/ industry codes
- Country-specific
- Aggregate of financial data
- Establishments, payroll, and other statistics
- Major companies
- Narratives of analysis and trends

 Tips:

- Be aware of the codes or how an industry is defined
- Consider other industries in the supply chain
- Start with a familiar company to see how it is described
- Some companies fit in multiple industries, or an industry is so small or so new it doesn't have a full report
- News coverage might have industry report summaries

- Industry Overview
- New!** News and Social
- Industry Forecast
- Critical Issues
- Business Challenges
- Business Trends
- Industry Opportunities
- Executive Insight
- Financial Information
- Call Prep Questions
- Websites & Acronyms

- About
- Industry at a Glance
- Industry Performance
- Industry Outlook
- Products & Markets
- Competitive Landscape
- Major Companies
- Operating Conditions
- Key Statistics


TABLE OF CONTENTS

1. Executive Summary
 - 1.1. Market value
 - 1.2. Market value forecast
 - 1.3. Market volume
 - 1.4. Market volume forecast
 - 1.5. Category segmentation
 - 1.6. Geography segmentation
 - 1.7. Market share
 - 1.8. Market rivalry
 - 1.9. Competitive Landscape
2. Market Overview
 - 2.1. Market definition
 - 2.2. Market analysis
3. Market Data
 - 3.1. Market value
 - 3.2. Market volume
4. Market Segmentation
 - 4.1. Category segmentation
 - 4.2. Geography segmentation

Databases.

News & Trade Literature

- ABI Inform
- Business Insights: Global External
- Business Source Complete
- Factiva
- Nexis Uni
- ProQuest International Newsstream
- ProQuest US Newsstream



Databases.

News & Trade Literature


What you'll find

- Short articles and features citing industry organizations or major companies
- Focuses on trends and tie-ins to specific current events
- Company and industry report press releases can contain clues and data.

Tips

- Search using industry-specific keywords.
- Search on products, product lines, etc.
- See what sources are used in the articles.
- Search industry report titles and association names.
- Make a note of the author – some journalists cover specific industries and publish in a variety of news sources



Tips & Final Thoughts.



REMEMBER

- Each industry is different. What is available, what terms they use, how they present data, what data they collect, etc.
- Any news sources can be used for industry research. Search on company name, products, associations, industry reports.
Use the terms the industry uses.
- Go to the places that information is likely to be.
Who wants to know about the industry?
Who is likely to report on the industry?
- See what your local public library has.
They will have news databases and other sources.

Questions?



<https://guides.loc.gov/industry-research>

<https://ask.loc.gov/business>