

FDLP Forecast Study Data Report

Library Forecast Question 13



JULY 17, 2013

Question 13 of the Library Forecast Questionnaire asked depository libraries: “If your library digitizes FDLP material (in-house or outsourced), where do you store the master digital files?” This report documents the data gathered from this question. Please note: totals may not always equal 100% due to rounding.

The data report, [Overall High-Level Quantitative Data for Library Forecast Questionnaires](#), is available for viewing.

The results are presented by:

- Library Type
 - Academic General
 - Academic, Community College
 - Academic, Law Library
 - Federal Agency Library
 - Federal Court Library
 - Highest State Court Library
 - Public Library
 - Service Academy
 - Special Library
 - State Library
- Library Size
 - Large = > 1,000,000 volumes
 - Medium = 250,000 – 1,000,000 volumes
 - Small = < 250,000 volumes
- Depository Type
 - Regional
 - Selective
- Cross-tabulated by Library Size and Depository Type
- Cross-tabulated by Library Type and Depository Type

PRESENTATION OF QUANTITATIVE RESULTS

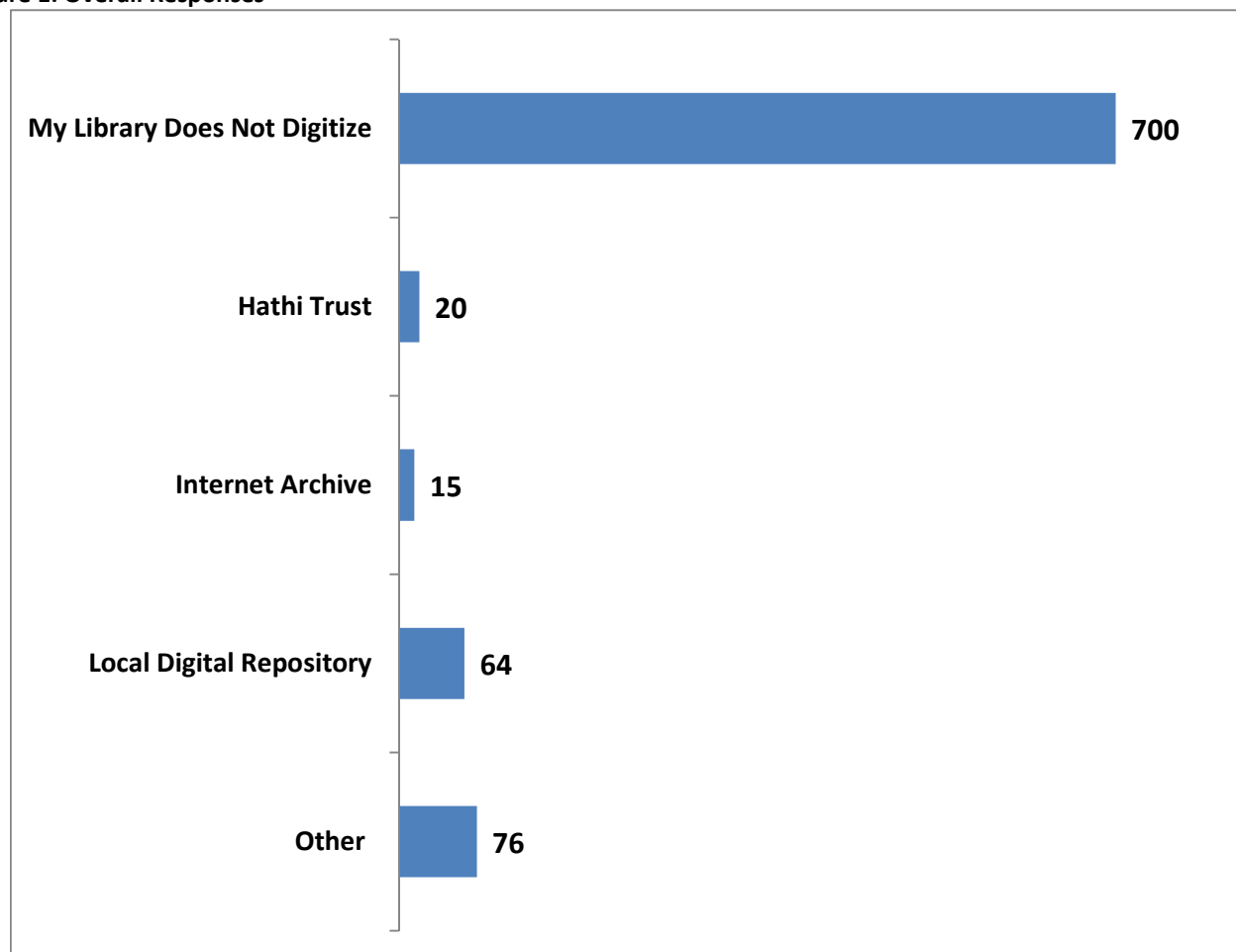
Question 13 asked, “If your library digitizes FDLP material (in-house or outsourced), where do you store the master digital files?” Please check all that apply. The response options were:

- 1) My library does not digitize.
- 2) Local Digital repository
- 3) Hathi Trust
- 4) Internet Archive
- 5) Other (Please identify)

Of the 802 respondents to Library Forecast Question 13, there were a total of 875 response options selected. Respondents were not limited to the number of options they could select. Of the total response options selected, 700 indicated “My Library Does Not Digitize,” 20 indicated “Hathi Trust,” 15 indicated “Internet Archive,” 64 indicated “Local Digital Repository,” and 76 indicated “Other.” The “Other” responses that identified where master digital files are stored will be addressed in the *Presentation of Qualitative Results* section of this report.

Of the 802 respondents to Library Forecast Question 13, four selected “My Library Does Not Digitize” response and at least one specific digital file storage response (Hathi Trust, Internet Archive, or Local Digital Repository). Since the questionnaire allowed respondents to select all response options which applied, none of these responses were eliminated. These respondents represent only 0.5% of the total number and their responses will not influence any conclusion or decision made based upon the responses to this question.

Figure 1: Overall Responses



Because of the large number of responses from the library type, Academic General, their responses are graphed independently from the other library types in this report.

Certain response options are also graphed independently due to their wide range of numbers.

Independent graphing by "library type" or "response option" ensures clarity and readability of all data presented in the graphs that follow.

Figure 2 illustrates response rates by library type for all 802 respondents.

Academic General Libraries provided the highest number of responses (504) followed by Public Libraries (122).

Figure 2: Responses by Library Type

Library Type	My Library Does Not Digitize		Hathi Trust		Internet Archive		Local Digital Repository		Other		Total Freq	Total %
	Freq	%	Freq	%	Freq	%	Freq	%	Freq	%		
Academic General	372	53%	20	100%	11	73%	47	73%	54	71%	504	58%
Academic, Community College	33	5%	0	0%	0	0%	0	0%	1	1%	34	4%
Academic, Law Library	104	15%	0	0%	2	13%	3	5%	5	7%	114	13%
Federal Agency Library	12	2%	0	0%	1	7%	4	6%	2	3%	19	2%
Federal Court Library	6	1%	0	0%	0	0%	0	0%	0	0%	6	1%
Highest State Court Library	25	4%	0	0%	0	0%	0	0%	1	1%	26	3%
Public Library	112	16%	0	0%	1	7%	2	3%	7	9%	122	14%
Service Academy	1	0%	0	0%	0	0%	1	2%	0	0%	2	0%
Special Library	7	1%	0	0%	0	0%	1	2%	1	1%	9	1%
State Library	28	4%	0	0%	0	0%	6	9%	5	7%	39	4%
Grand Total	700	100%	20	100%	15	100%	64	100%	76	100%	875	100%

Figure 3 illustrates “My library does not digitize” responses by library type.

Academic General Libraries had the highest number of “My Library Does Not Digitize” responses, with 372, followed by Public Libraries with 112 and Academic, Law Libraries with 104.

Figure 3: My Library Does Not Digitize Responses by Library Type

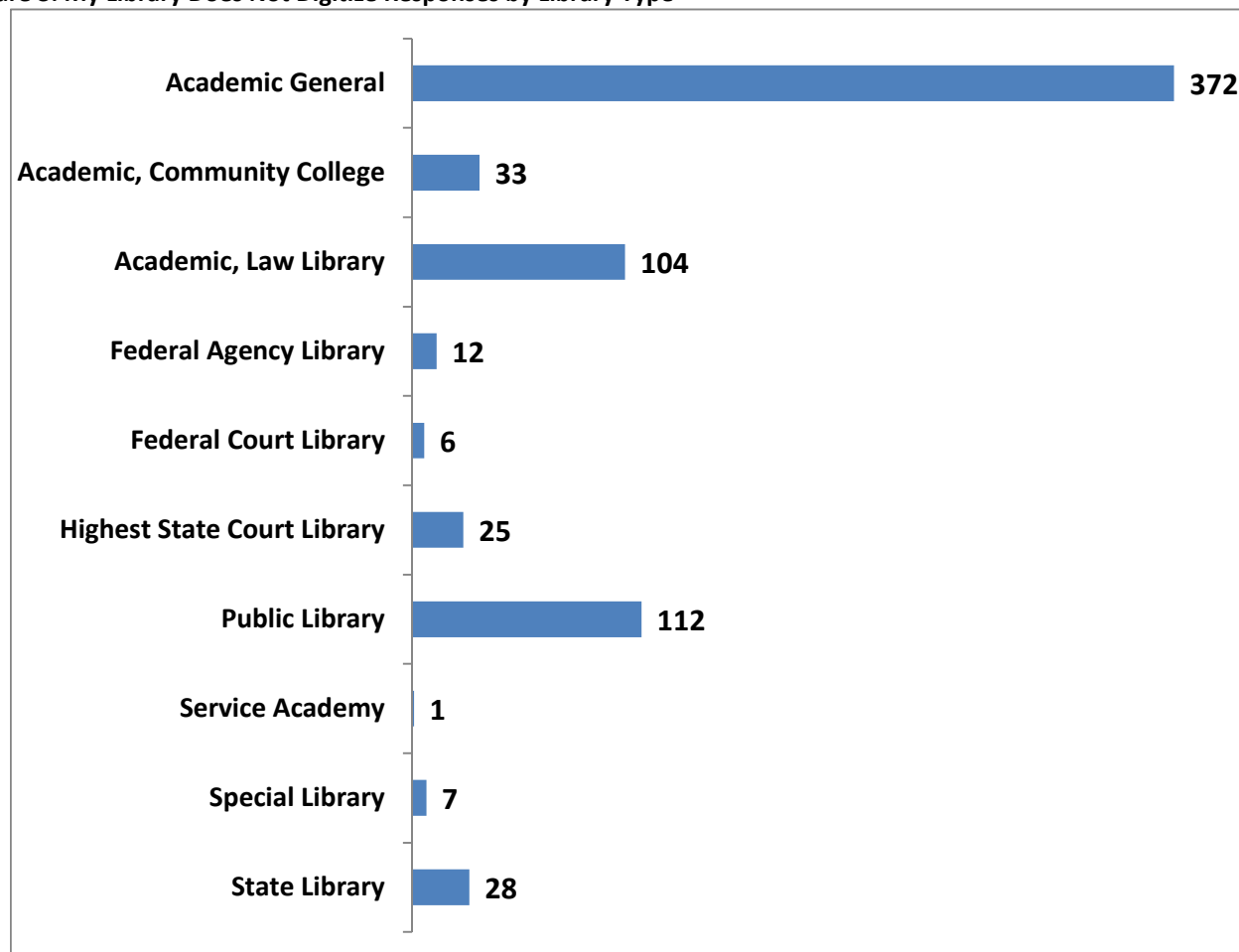


Figure 4 illustrates specific digital file storage responses for Academic General Libraries.

Within the specific digital file storage responses, Academic General Libraries had the highest number of responses for “Other” (54), followed by the “Local Digital Repository” (47).

Figure 4: Specific Digital File Storage Responses for Academic General Libraries

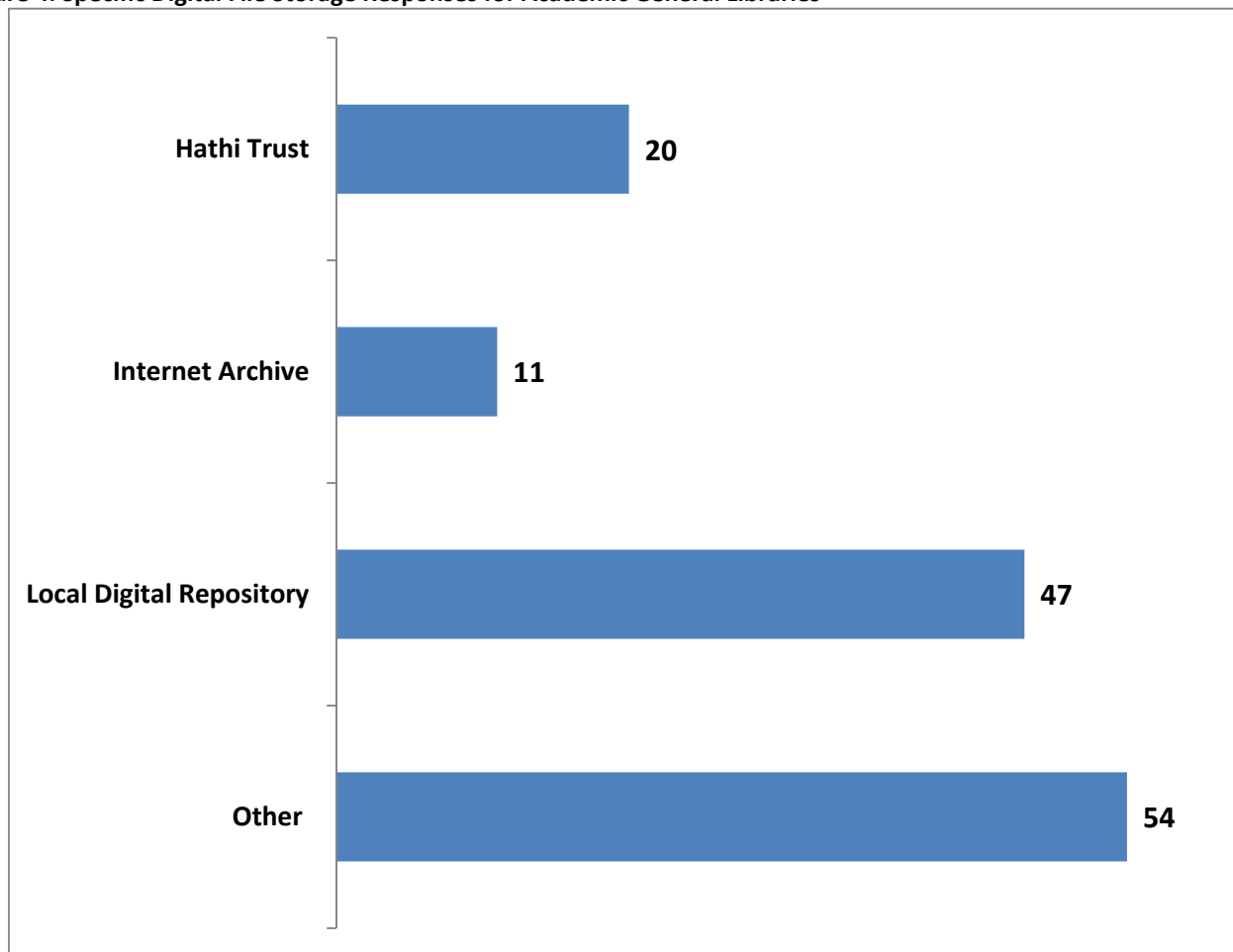


Figure 5 illustrates specific digital file storage responses from library types other than Academic General.

Academic, Law Libraries had the highest number of “Internet Archive” responses (2). State Libraries had the highest number of “Local Digital Repository” responses (6), while Public Libraries had the highest number of “Other” responses (7).

Figure 5: Specific Digital File Storage Responses from Library Types Other Than Academic General Libraries

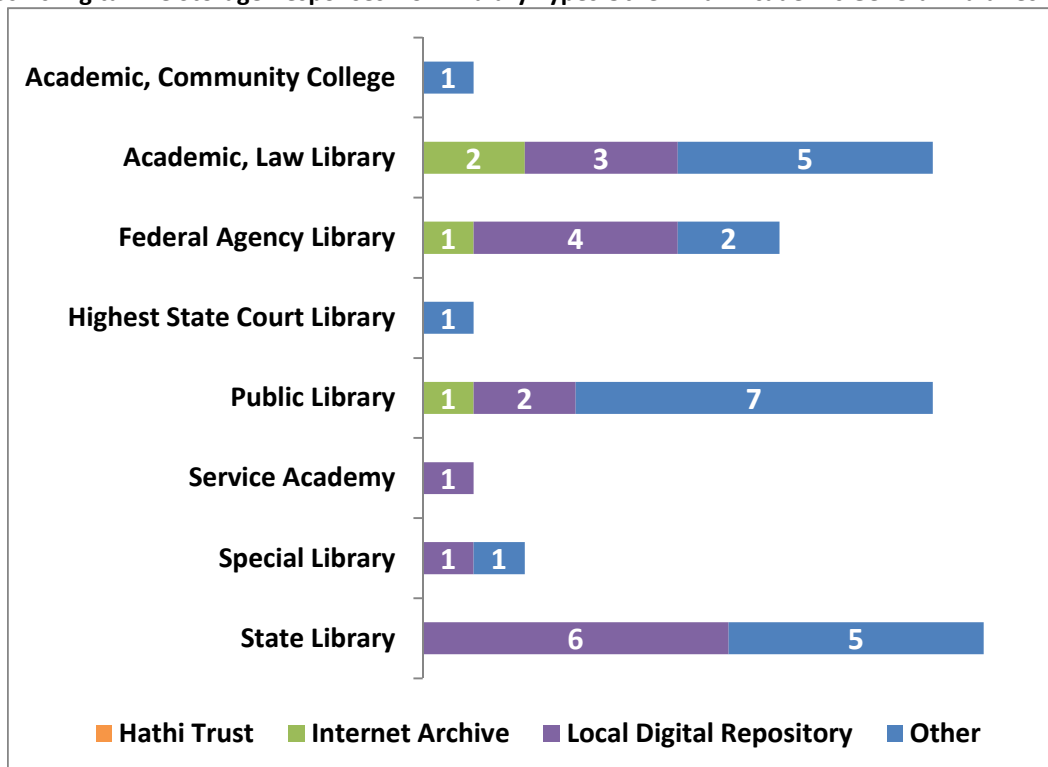


Figure 6 illustrates responses by library size for all 802 respondents.

Medium Libraries provided the highest total number of “My Library Does Not Digitize” responses, with 316. Large Libraries provided the highest total number of “Hathi Trust” (20), “Internet Archive” (12), “Local Digital Repository” (48), and “Other” (55) responses.

Figure 6: Response Rate by Library Size

Library Type	My Library Does Not Digitize		Hathi Trust		Internet Archive		Local Digital Repository		Other		Total Freq	Total %
	Freq	%	Freq	%	Freq	%	Freq	%	Freq	%		
Large	210	30%	20	100%	12	80%	48	75%	55	72%	345	39%
Medium	316	45%	0	0%	2	13%	11	17%	16	21%	345	39%
Small	174	25%	0	0%	1	7%	5	8%	5	7%	185	21%
Grand Total	700	100%	20	100%	15	100%	64	100%	76	100%	875	100%

Figure 7 illustrates “My library does not digitize” responses by library size.

Medium Libraries had the highest number of “My Library Does Not Digitize” responses with 316 of the total 700 responses.

Figure 7: My Library Does Not Digitize Responses by Library Size

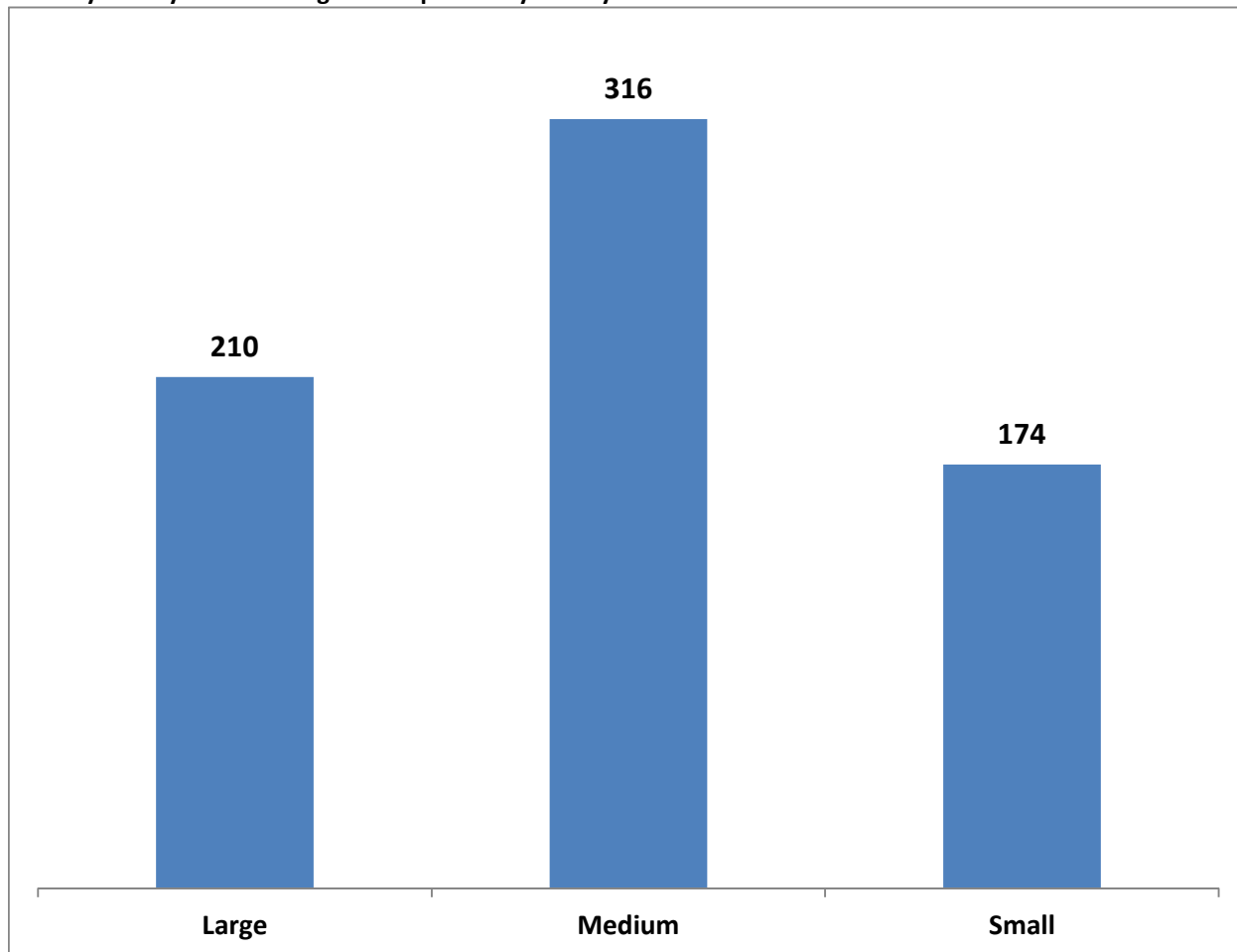


Figure 8 illustrates specific digital file storage responses by library size.

Of the specific digital file storage responses, Large and Medium Libraries had the most responses for “Other.” Among Small Libraries, the highest number of responses was for “Local Digital Repository” and “Other.”

Figure 8: Specific Digital File Storage Responses by Library Size

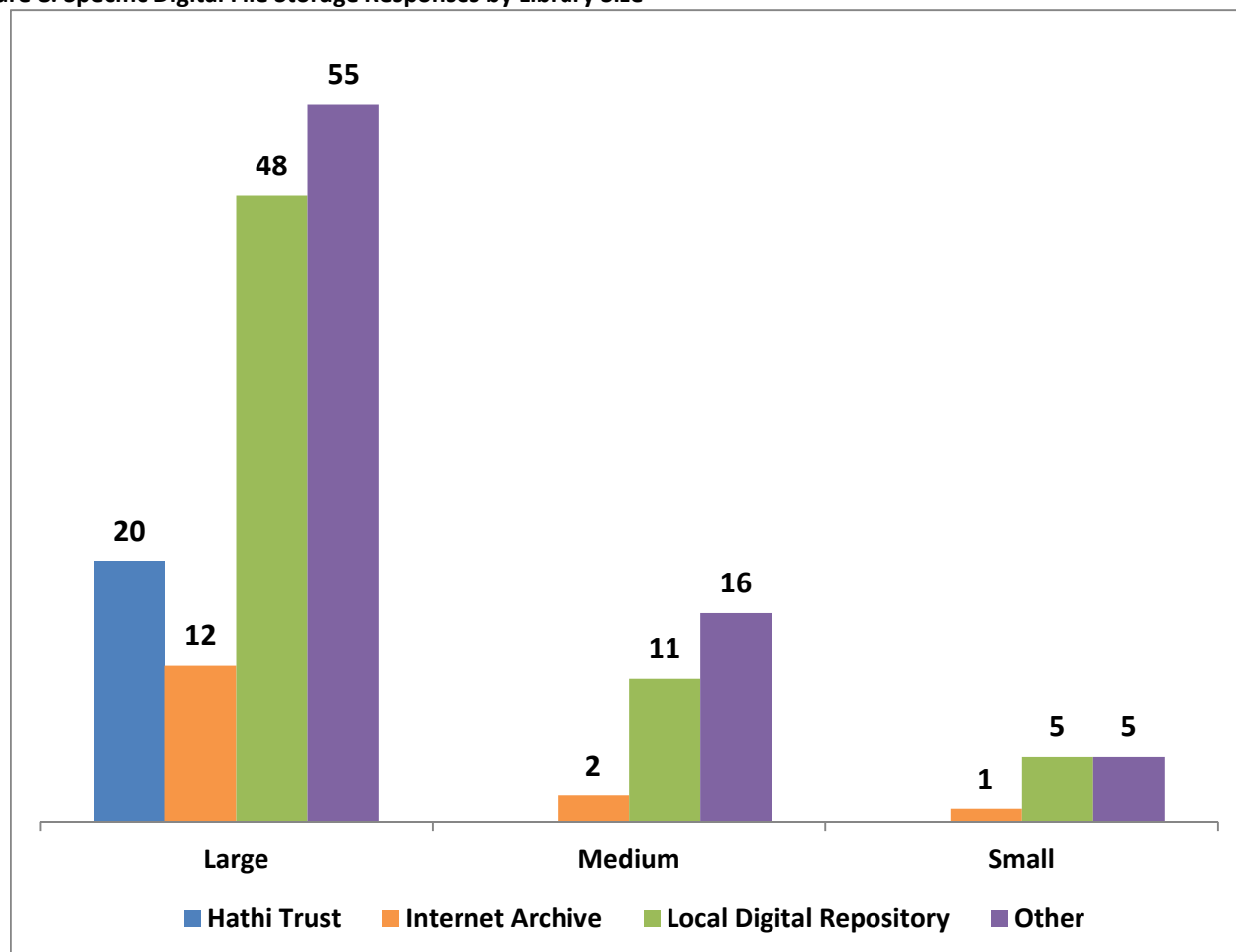


Figure 9 illustrates responses by depository type for all 802 respondents.

The highest number of both Regional Library and Selective Library responses were “My Library Does Not Digitize.”

Figure 9: Responses by Depository Type

Depository Type	My Library Does Not Digitize		Hathi Trust		Internet Archive		Local Digital Repository		Other		Total Freq	Total %
	Freq	%	Freq	%	Freq	%	Freq	%	Freq	%		
Regional	19	3%	6	30%	1	7%	16	25%	14	18%	56	6%
Selective	681	97%	14	70%	14	93%	48	75%	62	82%	819	94%
Grand Total	700	100%	20	100%	15	100%	64	100%	76	100%	875	100%

Figure 10 illustrates “My library does not digitize” responses by depository type.

Selective Libraries had a higher total number of “My library does not digitize” responses (681 of 700 responses).

Figure 10: My Library Does Not Digitize Responses by Depository Type

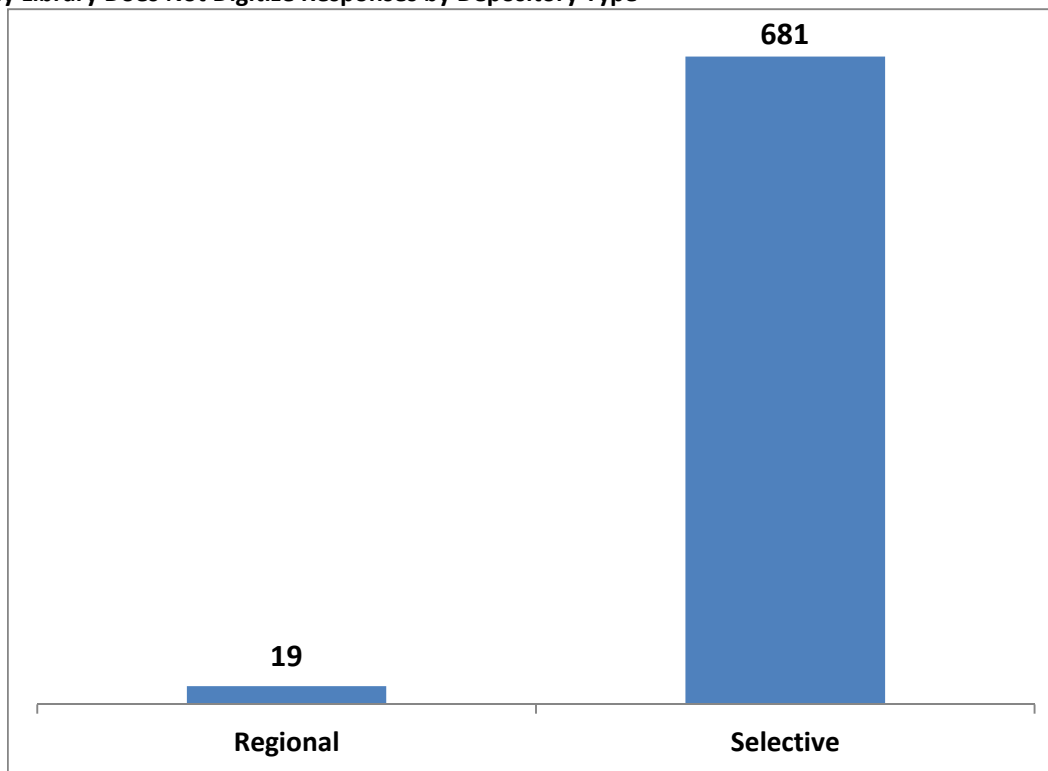


Figure 11 illustrates specific digital file storage responses by depository type.

Among Regional Libraries, “Local Digital Repository” had the highest number of overall responses (16), followed by “Other” responses (14). Among Selective Libraries, “Other” had the highest number of overall responses (62), followed by “Local Digital Repository” responses (48).

Figure 11: Specific Digital File Storage Responses by Depository Type

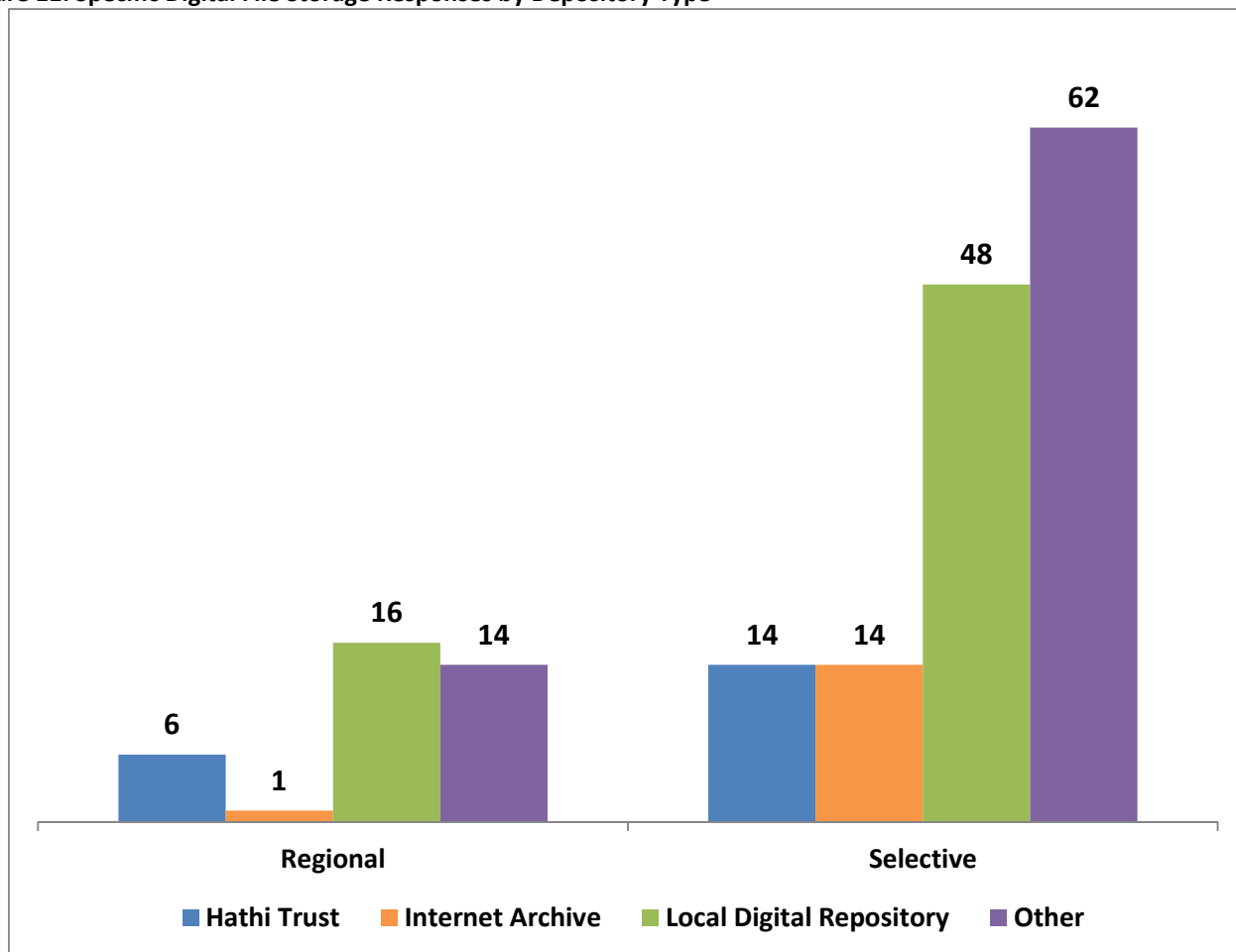


Figure 12 illustrates responses cross-tabulated by depository type and library size for all 802 respondents.

Large Regional Libraries provided a higher number of “My Library Does Not Digitize” responses (18 of 55) than the other response options. However, Large Regional Libraries had 16 responses for “Local Digital Repository” and 14 responses for “Other.” The one Medium Regional Library responded “My Library does not digitize.”

Large Selective Libraries provided a higher number of “My Library Does Not Digitize” responses (192 of 290) than the other response choices. Medium Selective Libraries (315 of 344) and Small Selective Libraries (174 of 185) also provided a higher number of “My Library Does Not Digitize” responses than the other response choices.

Figure 12: Responses by Depository Type and Library Size

Depository Type	Library Size	My Library Does Not Digitize		Hathi Trust		Internet Archive		Local Digital Repository		Other		Total Freq	Total %
		Freq	%	Freq	%	Freq	%	Freq	%	Freq	%		
Regional	Large	18	3%	6	30%	1	7%	16	25%	14	18%	55	6%
	Medium	1	0%	0	0%	0	0%	0	0%	0	0%	1	0%
Regional Total		19	3%	6	30%	1	7%	16	25%	14	18%	56	6%
Selective	Large	192	27%	14	70%	11	73%	32	50%	41	54%	290	33%
	Medium	315	45%	0	0%	2	13%	11	17%	16	21%	344	39%
	Small	174	25%	0	0%	1	7%	5	8%	5	7%	185	21%
Selective Total		681	97%	14	70%	14	93%	48	75%	62	82%	819	94%
Grand Total		700	100%	20	100%	15	100%	64	100%	76	100%	875	100%

Figure 13 illustrates “My library does not digitize” responses cross-tabulated by depository type and library size.

Among Regional Libraries, Large Libraries had the highest number of “My Library Does Not Digitize” responses. Among Selective Libraries, Medium Libraries had the highest number of “My Library Does Not Digitize” responses.

Figure 13: My Library Does Not Digitize Responses Cross-tabulated by Depository Type and Library Size

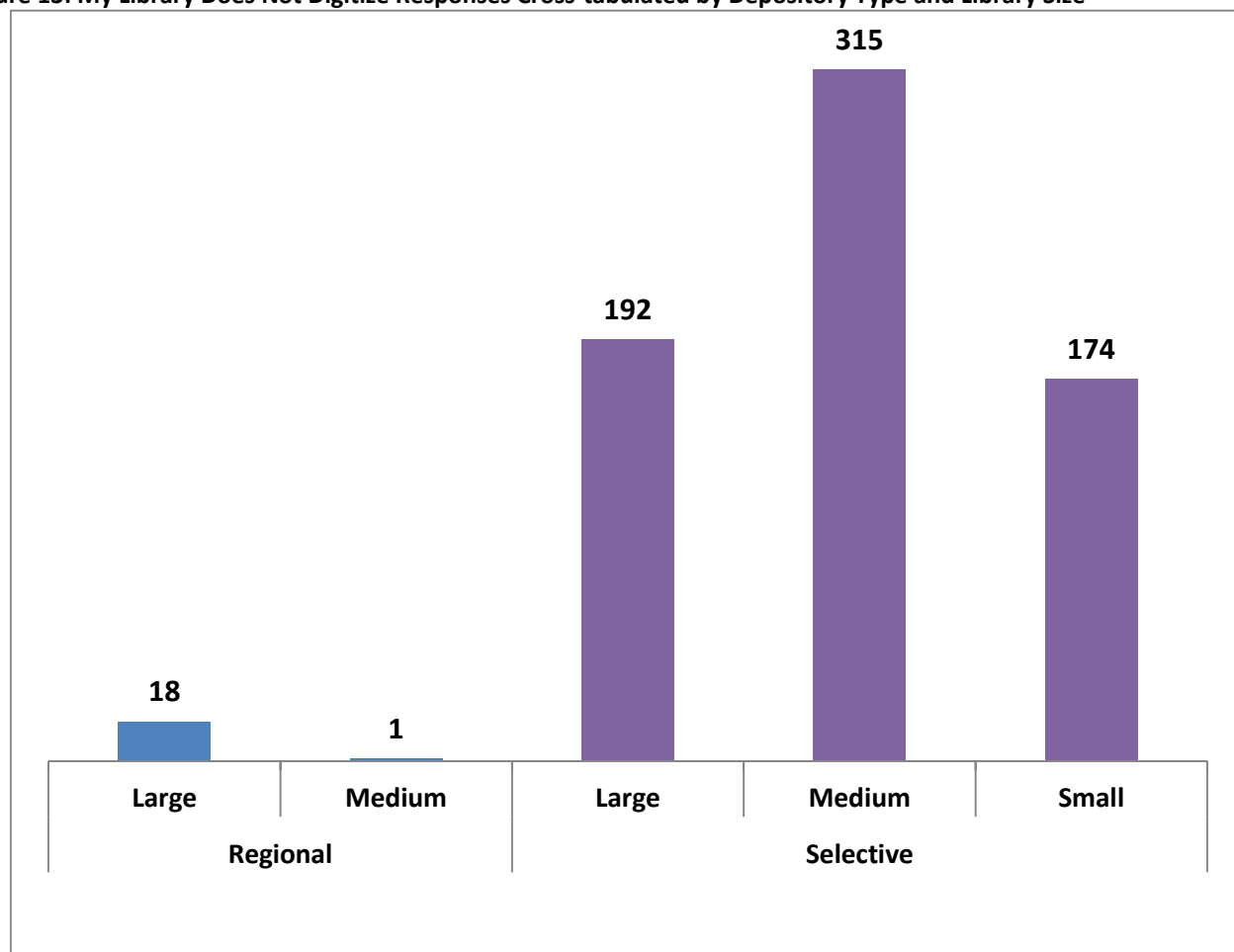


Figure 14 illustrates specific digital file storage responses for Large Regional Libraries.

Of specific digital file storage responses for Large Regional Libraries, “Local Digital Repository” (16) had the highest number of responses. The one Medium Regional Library did not have any specific digital file storage responses.

Figure 14: Specific Digital File Storage Responses for Large Regional Libraries

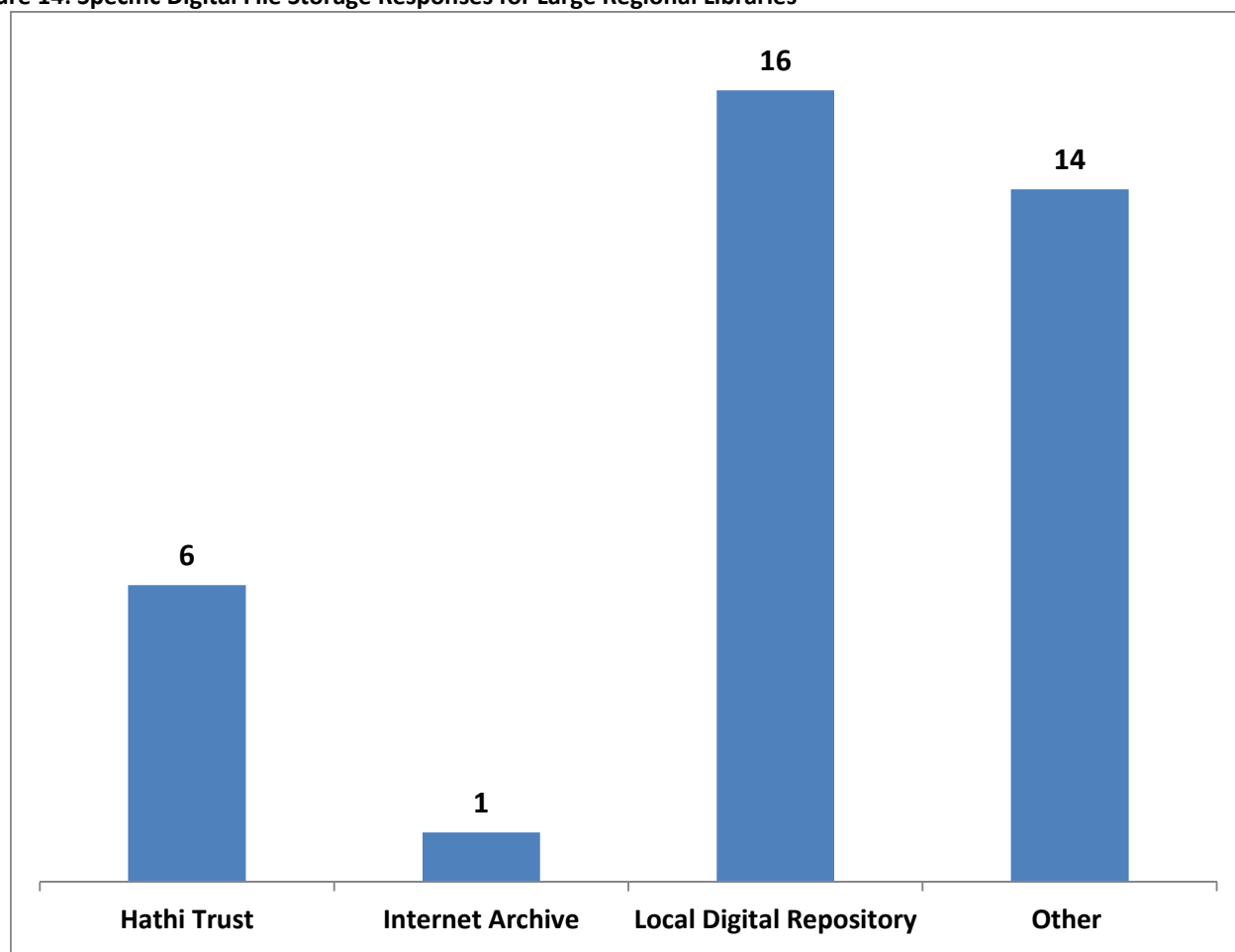


Figure 15 illustrates specific digital file storage responses for all Selective Libraries by library size.

The highest number of responses for Large Selective and Medium Selective Libraries was “Other” responses (41 and 16), followed by “Local Digital Repository” responses (32 and 11). Small Selective Libraries had an equal number of responses for “Local Digital Repository” and “Other,” with 5 responses each.

Figure 15: Specific Digital File Storage Responses for All Selective Libraries by Library Size

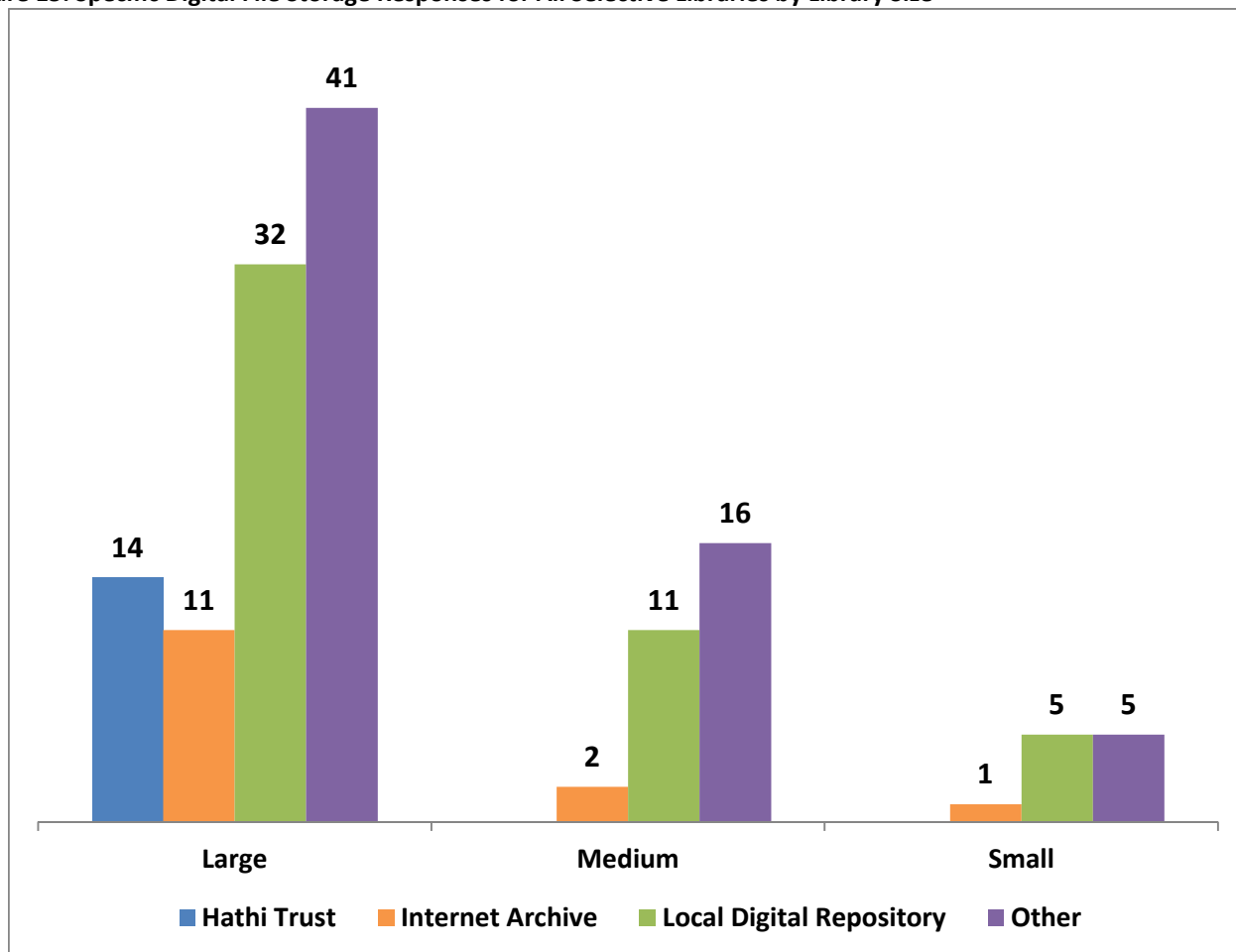


Figure 16 illustrates responses cross-tabulated by depository type and library type for all 802 respondents.

Of Regional Libraries, Public Libraries and State Libraries provided a higher number of “My Library Does Not Digitize” responses. Regional Academic General Libraries provided a higher number of “Local Digital Repository” responses.

Of Selective Libraries, almost all library types provided a higher number of “My Library Does Not Digitize” responses. Selective Service Academies provided an equal number of “My Library Does Not Digitize” and “Local Digital Repository” responses, with 1 each.

Figure 16: Responses by Depository Type and Library Type

Depository Type	Library Type	My Library Does Not Digitize		Hathi Trust		Internet Archive		Local Digital Repository		Other		Total Freq	Total %
		Freq	%	Freq	%	Freq	%	Freq	%	Freq	%		
Regional	Academic General	11	2%	6	30%	1	7%	12	19%	10	13%	40	5%
	Public Library	2	0%	0	0%	0	0%	0	0%	0	0%	2	0%
	State Library	6	1%	0	0%	0	0%	4	6%	4	5%	14	2%
Regional Total		19	3%	6	30%	1	7%	16	25%	14	18%	56	6%
Selective	Academic General	361	52%	14	70%	10	67%	35	55%	44	58%	464	53%
	Academic, Community College	33	5%	0	0%	0	0%	0	0%	1	1%	34	4%
	Academic, Law Library	104	15%	0	0%	2	13%	3	5%	5	7%	114	13%
	Federal Agency Library	12	2%	0	0%	1	7%	4	6%	2	3%	19	2%
	Federal Court Library	6	1%	0	0%	0	0%	0	0%	0	0%	6	1%
	Highest State Court Library	25	4%	0	0%	0	0%	0	0%	1	1%	26	3%
	Public Library	110	16%	0	0%	1	7%	2	3%	7	9%	120	14%
	Service Academy	1	0%	0	0%	0	0%	1	2%	0	0%	2	0%
	Special Library	7	1%	0	0%	0	0%	1	2%	1	1%	9	1%
	State Library	22	3%	0	0%	0	0%	2	3%	1	1%	25	3%
Selective Total		681	97%	14	70%	14	93%	48	75%	62	82%	819	94%
Grand Total		700	100%	20	100%	15	100%	64	100%	76	100%	875	100%

Figure 17 illustrates all Regional Library responses by library type.

Among Regional Libraries, Academic General Libraries had the highest number of responses for all choice options.

Figure 17: All Regional Responses by Library Type

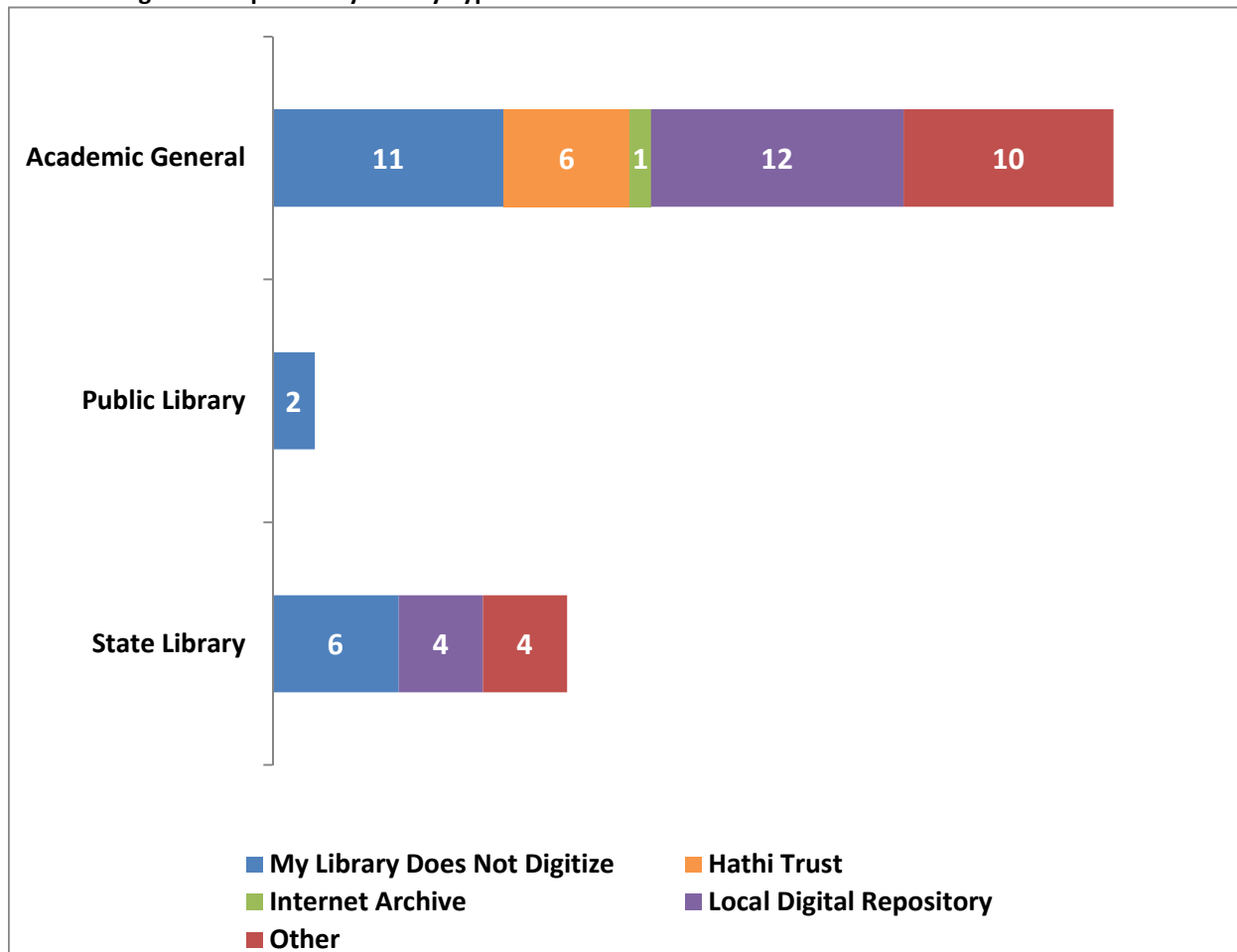


Figure 18 illustrates “My library does not digitize” responses for all Selective Libraries by library type.

Selective Academic General Libraries had the highest number of “My Library Does Not Digitize” responses (361), followed by Selective Public Libraries with 110 and Selective Academic, Law Libraries with 104.

Figure 18: My Library Does Not Digitize Responses for Selective Libraries by Library Type

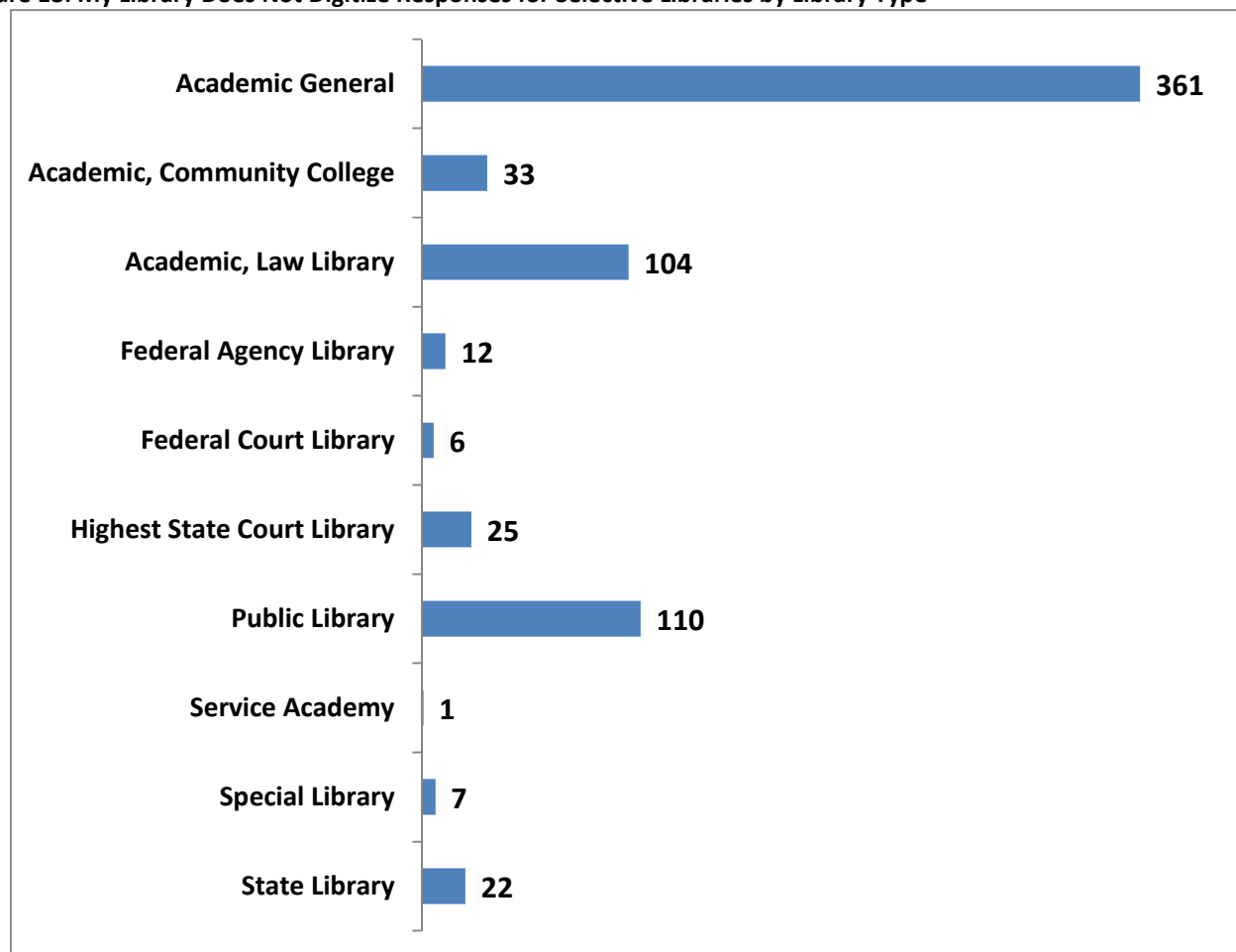


Figure 19 illustrates specific digital file storage responses for Selective Academic General Libraries.

Of the specific digital file storage responses for Selective Academic General Libraries, “Other” (44) had the highest number of responses, followed by “Local Digital Repository” (35).

Figure 19: Specific Digital File Storage Responses for Selective Academic General Libraries

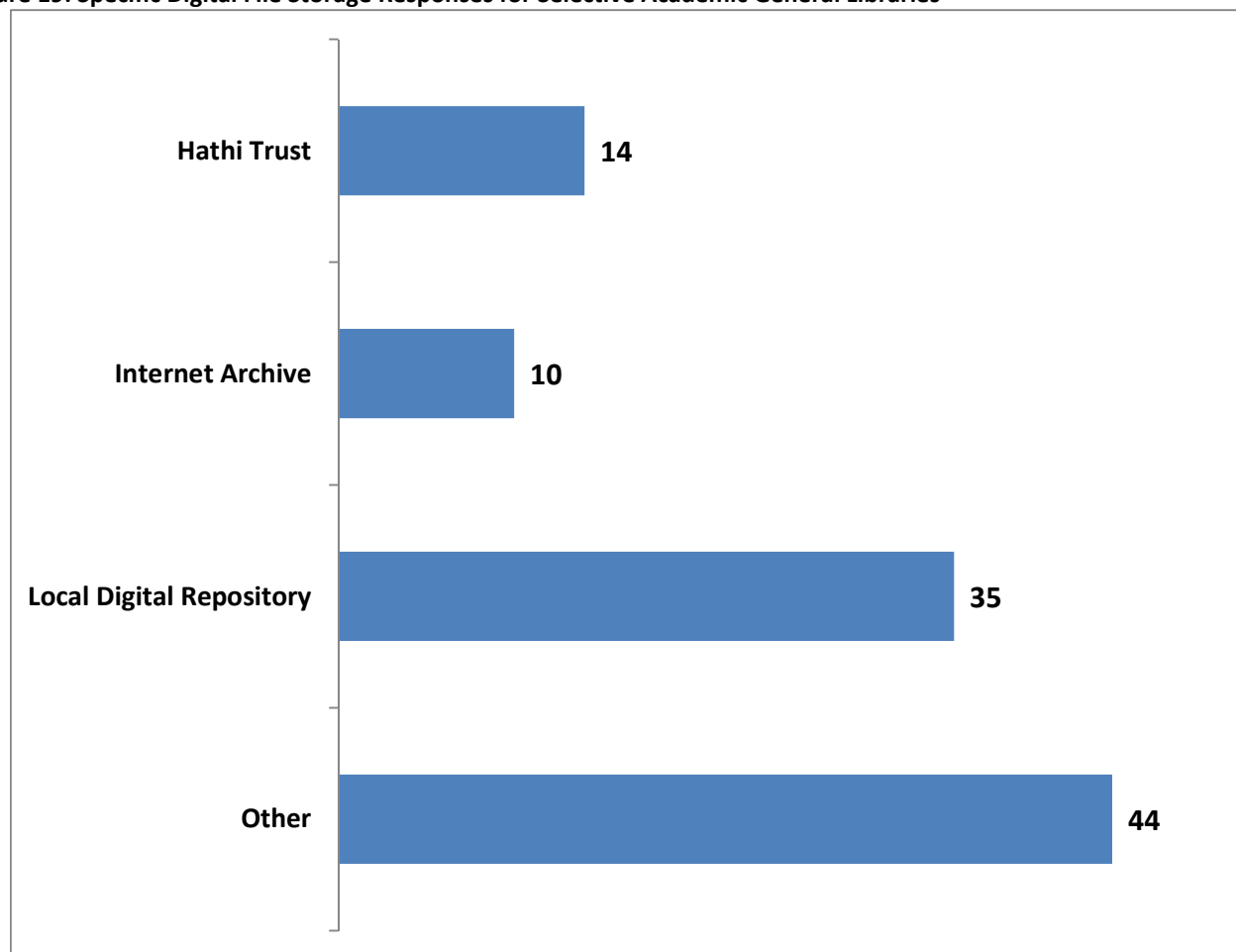
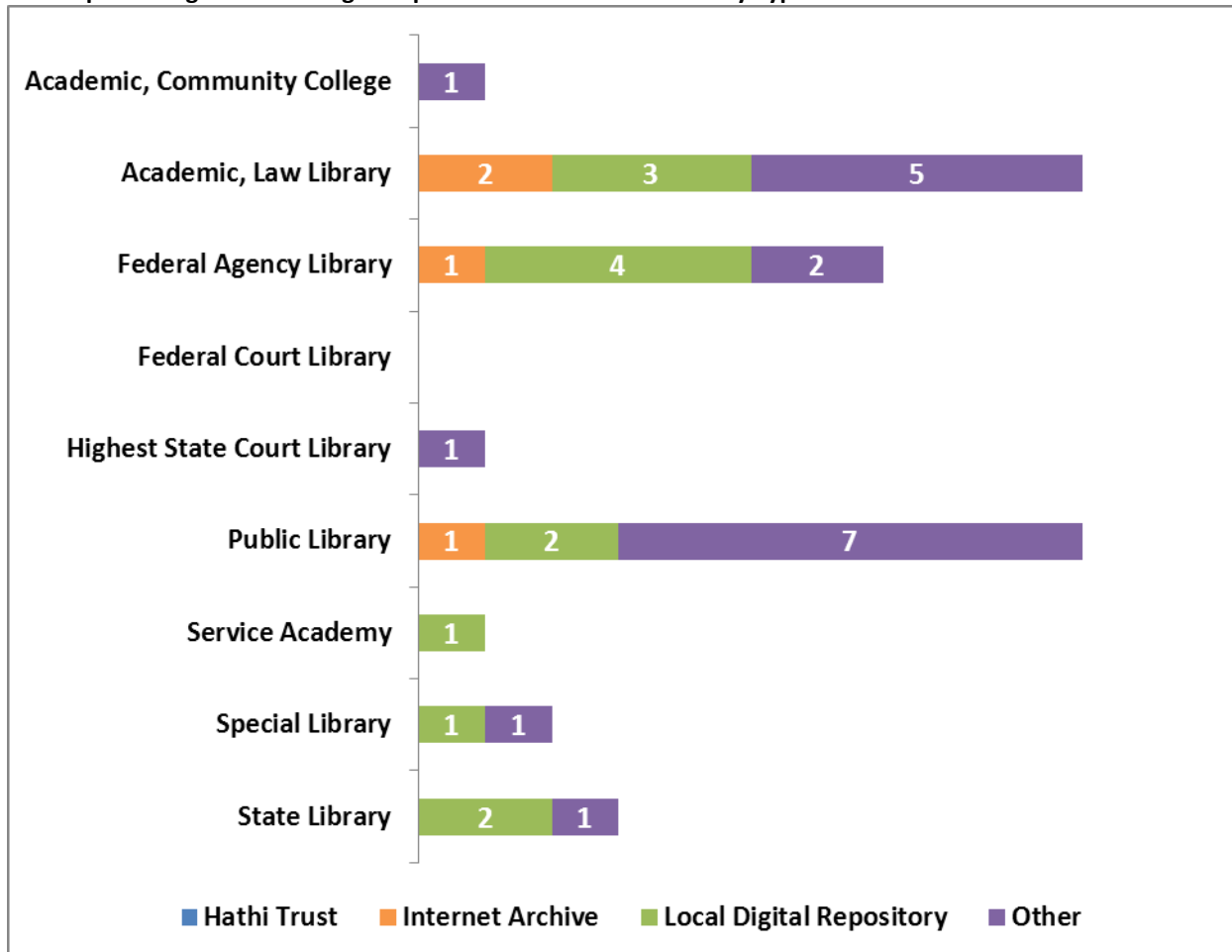


Figure 20 illustrates specific digital file storage responses for all Selective library types other than Academic General Libraries.

Of the specific digital file storage responses for Selective Libraries, “Other” had the highest number of responses for Academic, Community College Libraries; Academic, Law Libraries; Highest State Court Libraries; and Public Libraries. “Local Digital Repository” was the highest response for Federal Agency Libraries, Service Academies, and State Libraries. Special Libraries had equal responses for “Local Digital Repository” and “Other.”

Figure 20: Specific Digital File Storage Responses for All Selective Library Types Other than Academic General Libraries



PRESENTATION OF QUALITATIVE RESULTS

76 libraries indicated that their library digitizes FDLP material and stores the master digital files in “Other” locations and were given the opportunity to identify those locations. Respondents were not limited to the number of other storage locations they could indicate. The following figures depict the results of the qualitative analysis, and the findings of the individual open-ended responses.

Individual open-ended responses totaled 93 observations (individual storage locations specified). Observations were grouped into seven over-arching categories for reporting purposes:

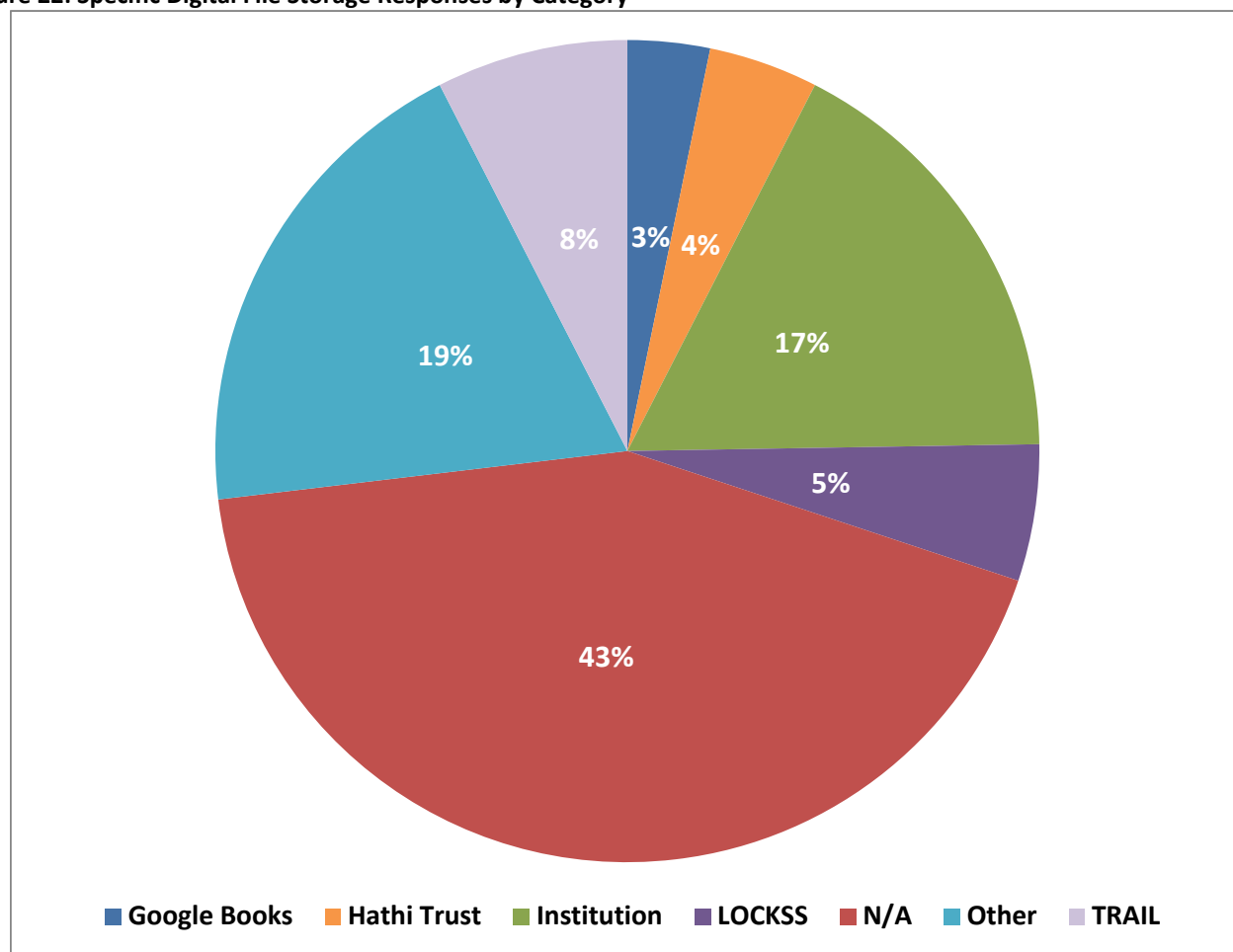
1. **Google Books** refers to libraries that participated in the Google Books mass digitization project. The digitized content is housed on Google servers.
2. **Hathi Trust** refers to libraries that are participating members of the Hathi Trust and that have archived digital content on that server.
3. **Institution** refers to libraries that have preserved digital content on an institutional repository.
4. **LOCKSS** refers to libraries that are members of the LOCKSS network and store digital content within the LOCKSS network.
5. **Not Applicable (N/A)** refers to library responses did not address Question 13. In many cases, libraries simply explained why they didn’t digitize. Examples of responses include: “our efforts are devoted to scanning local maps” and “we digitize, but we have not yet digitized FDLP materials.”
6. **Other** refers to libraries that store digital content in some other location, such as the Internet Archive, OCLC’s CONTENTdm, or a state digital repository.
7. **TRAIL (Technical Report Archive and Image Library)** refers to libraries that are partners and have contributed digital content to the TRAIL project. Content is stored and hosted among member institutions.

Of the total number of observations reported by respondents, 3% reported Google Books, 4% reported Hathi Trust, 17% reported Institution, 5% reported LOCKSS, 43% reported N/A, 8% reported TRIAL, and 19% reported Other.

Figure 21: Specific Digital File Storage Responses by Category

	Google Books		Hathi Trust		Institution		LOCKSS		N/A		Other		TRIAL		Total Freq	Total %
	Freq	%	Freq	%	Freq	%	Freq	%	Freq	%	Freq	%	Freq	%		
Total	3	3%	4	4%	16	17%	5	5%	40	43%	18	19%	7	8%	93	100%

Figure 22: Specific Digital File Storage Responses by Category



For the purpose of focusing on specific digital file storage responses, the “N/A” responses have been removed from the following data figures. This reduces the total number of observations to 53.

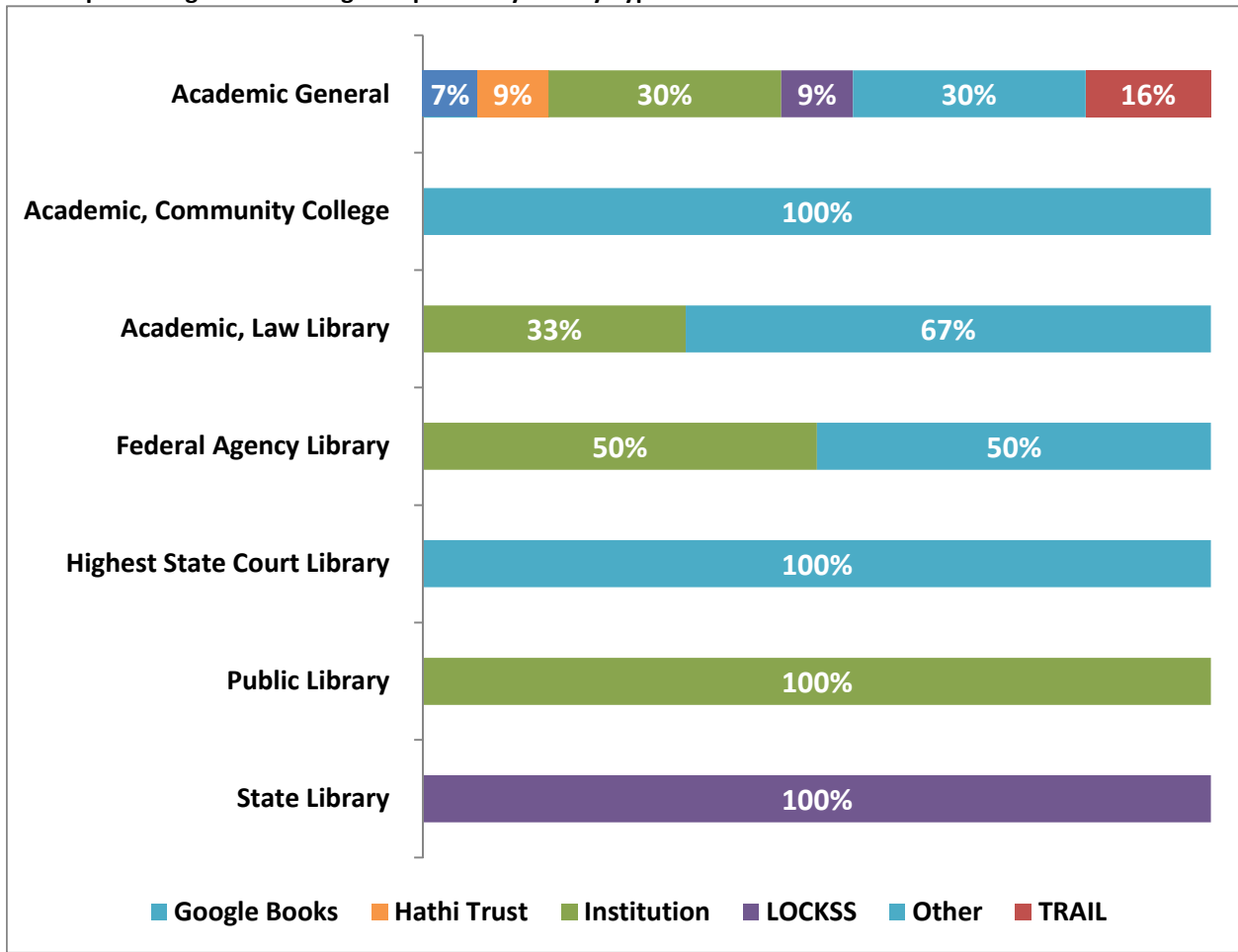
Figures 23 and 24 illustrate specific digital file responses by library type.

Academic General Libraries predominately reported using Institution or Other type of repository to store their digital files.

Figure 23: Specific Digital File Storage Responses by Library Type

Library Type	Google Books		Hathi Trust		Institution		LOCKSS		Other		TRAIL		Total Freq	Total %
	Freq	%	Freq	%	Freq	%	Freq	%	Freq	%	Freq	%		
Academic General	3	7%	4	9%	13	30%	4	9%	13	30%	7	16%	44	100%
Academic, Community College	0	0%	0	0%	0	0%	0	0%	1	100%	0	0%	1	100%
Academic, Law Library	0	0%	0	0%	1	33%	0	0%	2	67%	0	0%	3	100%
Federal Agency Library	0	0%	0	0%	1	50%	0	0%	1	50%	0	0%	2	100%
Highest State Court Library	0	0%	0	0%	0	0%	0	0%	1	100%	0	0%	1	100%
Public Library	0	0%	0	0%	1	100%	0	0%	0	0%	0	0%	1	100%
State Library	0	0%	0	0%	0	0%	1	100%	0	0%	0	0%	1	100%
Grand Total	3	6%	4	8%	16	30%	5	9%	18	34%	7	13%	53	100%

Figure 24: Specific Digital File Storage Responses by Library Type



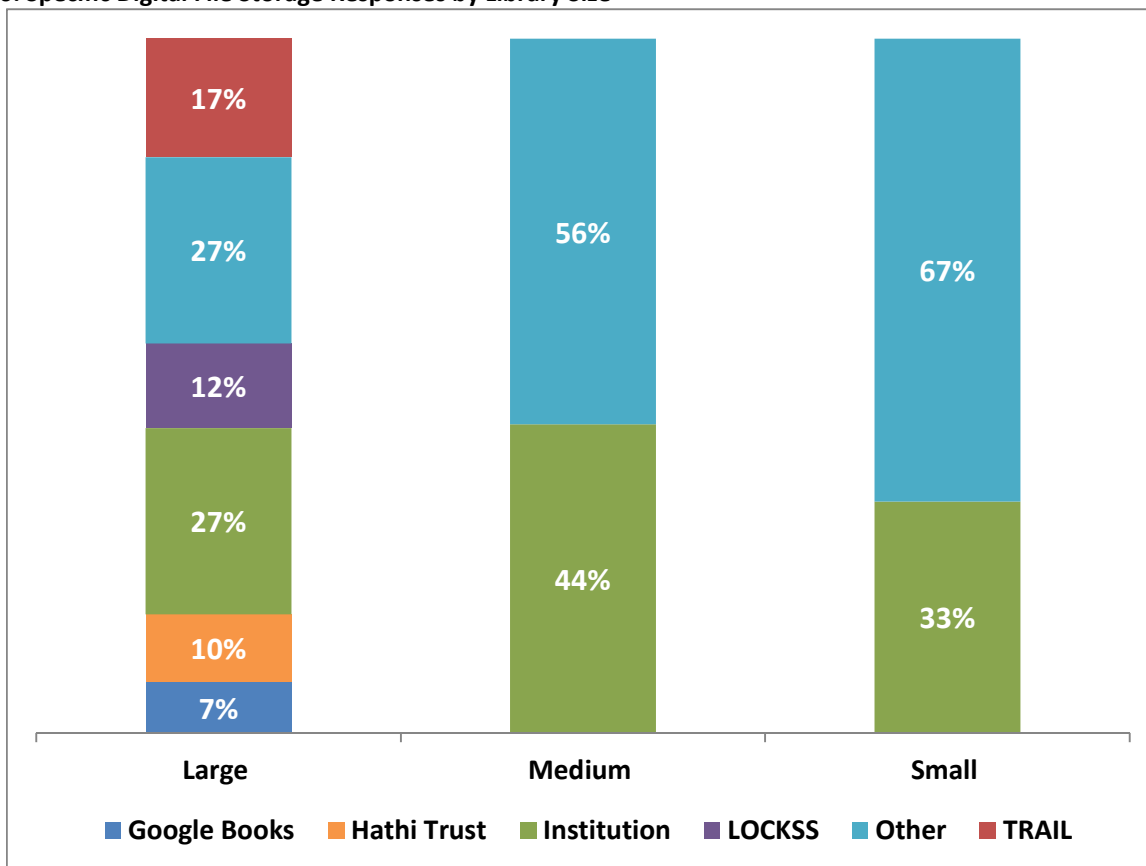
Figures 25 and 26 illustrate specific digital file storage by library size.

Large Libraries reported storing master digital files in all categories. Small and Medium Libraries predominantly reported using an Institution or Other type of repository to store their digital files.

Figure 25 Specific Digital File Storage Responses by Library Size

Library Size	Google Books		Hathi Trust		Institution		LOCKSS		Other		TRAIL		Total Freq	Total %
	Freq	%	Freq	%	Freq	%	Freq	%	Freq	%	Freq	%		
Large	3	7%	4	10%	11	27%	5	12%	11	27%	7	17%	41	100%
Medium	0	0%	0	0%	4	44%	0	0%	5	56%	0	0%	9	100%
Small	0	0%	0	0%	1	33%	0	0%	2	67%	0	0%	3	100%
Grand Total	3	6%	4	8%	16	30%	5	9%	18	34%	7	13%	53	100%

Figure 26: Specific Digital File Storage Responses by Library Size



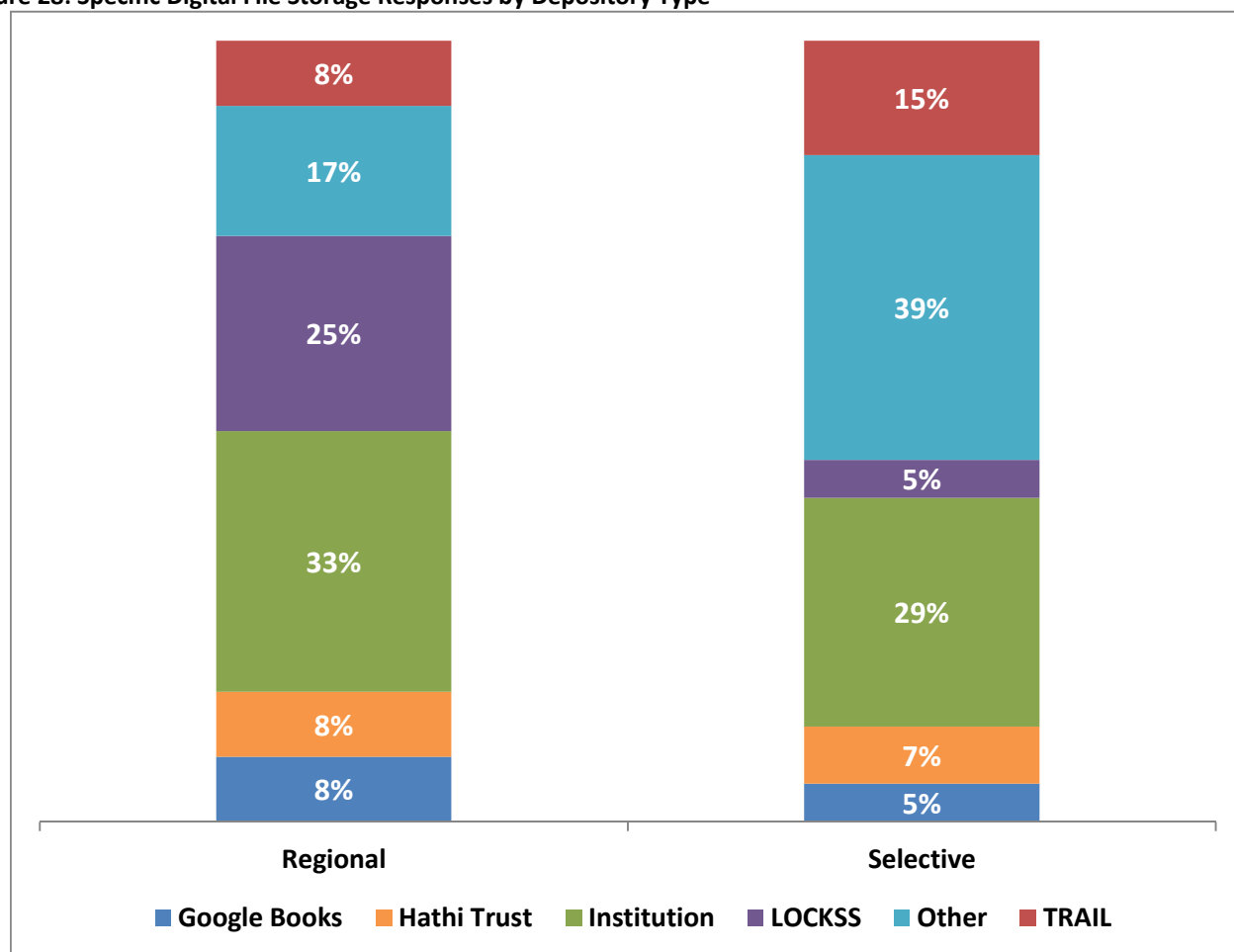
Figures 27 and 28 illustrate specific digital file storage responses by depository type.

Institution is the type of repository with the highest response for Regional Libraries (33%). Other repositories had the highest response for Selective Libraries (39%).

Figure 27: Specific Digital File Storage Responses by Depository Type

Depository Type	Google Books		Hathi Trust		Institution		LOCKSS		Other		TRAIL		Total Freq	Total %
	Freq	%	Freq	%	Freq	%	Freq	%	Freq	%	Freq	%		
Regional	1	8%	1	8%	4	33%	3	25%	2	17%	1	8%	12	100%
Selective	2	5%	3	7%	12	29%	2	5%	16	39%	6	15%	41	100%
Grand Total	3	6%	4	8%	16	30%	5	9%	18	34%	7	13%	53	100%

Figure 28: Specific Digital File Storage Responses by Depository Type



Figures 29, 30, and 31 illustrate specific digital file storage responses cross-tabulated by depository type and library size.

Large Regional Libraries reported Institution as the highest response for other storage locations of digital files. All Selective Library sizes reported Other as the highest response for other storage locations of digital files.

Figure 29: Specific Digital File Storage Responses by Depository Type and Library Size

Depository Type	Library Size	Google Books		Hathi Trust		Institution		LOCKSS		Other		TRAIL		Total Freq	Total %
		Freq	%	Freq	%	Freq	%	Freq	%	Freq	%	Freq	%		
Regional	Large	1	8%	1	8%	4	33%	3	25%	2	17%	1	8%	12	100%
Regional Total		1	8%	1	8%	4	33%	3	25%	2	17%	1	8%	12	100%
Selective	Large	2	7%	3	10%	7	24%	2	7%	9	31%	6	21%	29	100%
	Medium	0	0%	0	0%	4	44%	0	0%	5	56%	0	0%	9	100%
	Small	0	0%	0	0%	1	33%	0	0%	2	67%	0	0%	3	100%
Selective Total		2	5%	3	7%	12	29%	2	5%	16	39%	6	15%	41	100%
Grand Total		3	6%	4	8%	16	30%	5	9%	18	34%	7	13%	53	100%

Figure 30: Specific Digital File Storage Responses for Regional Libraries by Library Size

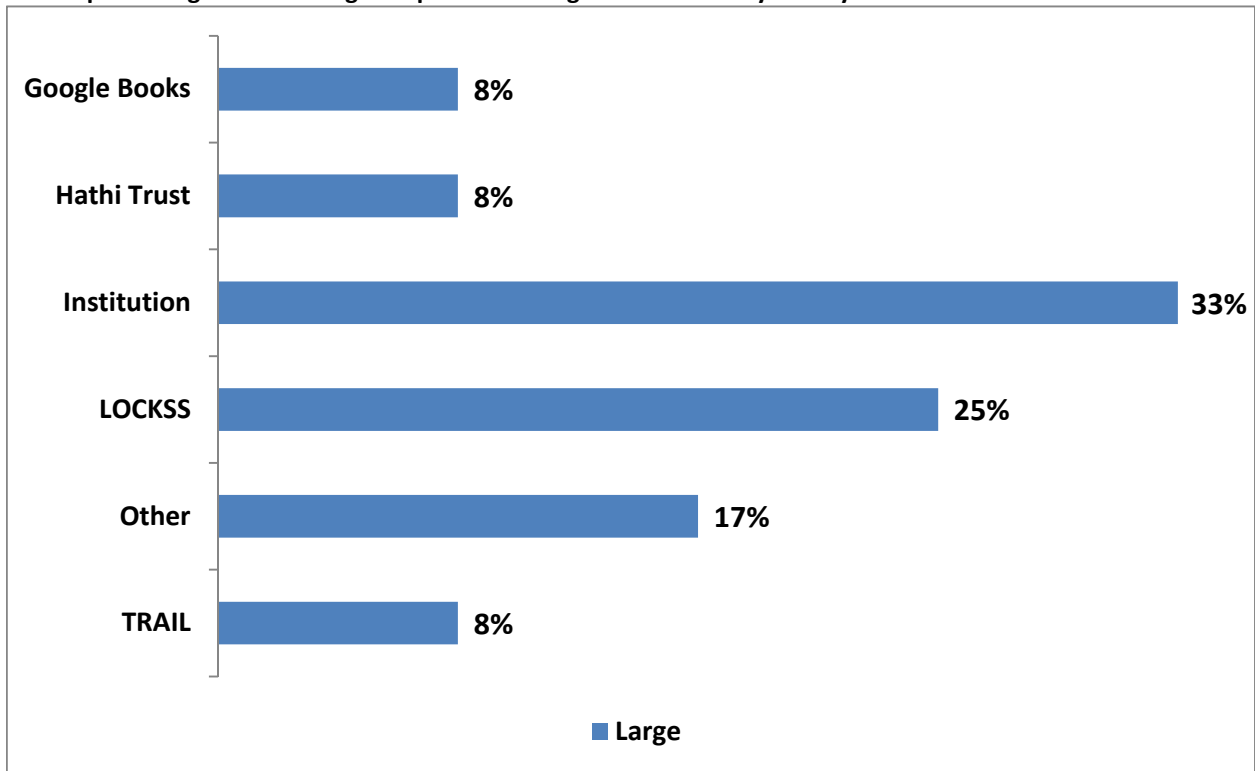
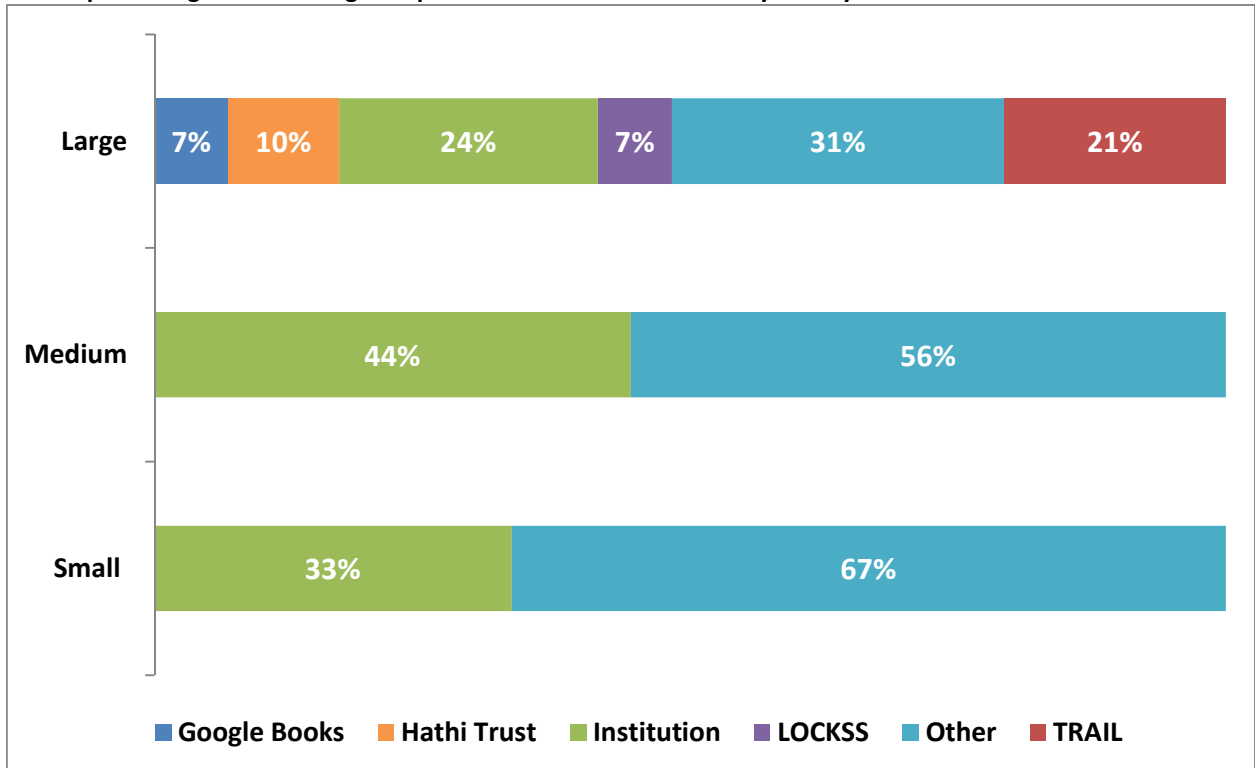


Figure 31: Specific Digital File Storage Responses for Selective Libraries by Library Size



Figures 32, 33, and 34 illustrate specific digital file storage responses cross-tabulated by depository type and library type.

Among Regional Libraries, Academic General Libraries provided the highest number of responses for Institution. State Libraries had a total of one response, and it was LOCKSS.

For Selective Libraries:

- Academic General Libraries; Academic, Community College Libraries; Academic, Law Libraries; and Highest State Court Libraries responded with Other most often.
- Federal Agency Libraries responded with Institution and Other equally.
- Public Libraries' one response was Institution.

Figure 32 Specific Digital File Storage Responses by Depository Type and Library Type

Depository Type	Library Type	Google Books		Hathi Trust		Institution		LOCKSS		Other		TRAIL		Total Freq	Total %
		Freq	%	Freq	%	Freq	%	Freq	%	Freq	%	Freq	%		
Regional	Academic General	1	9%	1	9%	4	36%	2	18%	2	18%	1	9%	11	100%
	State Library	0	0%	0	0%	0	0%	1	100%	0	0%	0	0%	1	100%
Regional Total		1	8%	1	8%	4	33%	3	25%	2	17%	1	8%	12	100%
Selective	Academic General	2	6%	3	9%	9	27%	2	6%	11	33%	6	18%	33	100%
	Academic, Community College	0	0%	0	0%	0	0%	0	0%	1	100%	0	0%	1	100%
	Academic, Law Library	0	0%	0	0%	1	33%	0	0%	2	67%	0	0%	3	100%
	Federal Agency Library	0	0%	0	0%	1	50%	0	0%	1	50%	0	0%	2	100%
	Highest State Court Library	0	0%	0	0%	0	0%	0	0%	1	100%	0	0%	1	100%
	Public Library	0	0%	0	0%	1	100%	0	0%	0	0%	0	0%	1	100%
Selective Total		2	5%	3	7%	12	29%	2	5%	16	39%	6	15%	41	100%
Grand Total		3	6%	4	8%	16	30%	5	9%	18	34%	7	13%	53	100%

Figure 33: Specific Digital File Storage Responses for Regional Libraries by Library Type

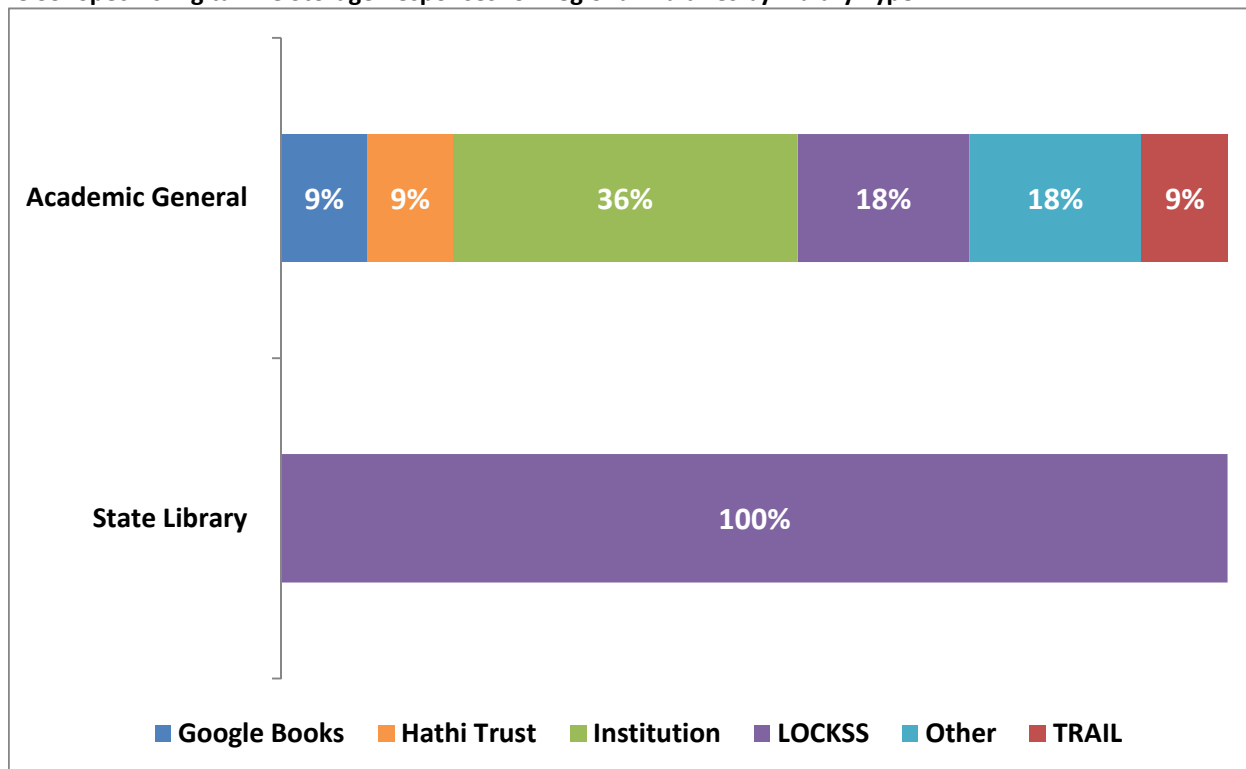


Figure 34: Specific Digital File Storage Responses for Selective Libraries by Library Type

