

Foreign Trade Division

Data Dissemination Branch

Terri Long and Janet Freas



USCENSUSBUREAU

Foreign Trade Division Data Products

USA Trade *Online*

Foreign Trade Webpage

Free Data Products

Subscription Data Products Catalog

Layouts and Samples

Order Forms

Download

USCENSUSBUREAU

STAT-USA Ceased Operations

- As of October 1, 2010, **STAT-USA/Internet** website and syndication services ceased operations.
- **USA Trade *Online*** has continued under the Foreign Trade Division of the U.S. Census Bureau.

Federal Depository Access


Two **FREE** single designated workstation accounts for USA Trade *Online*.

Accounts maintained by Foreign Trade Division of the Census Bureau.

Need your username and password?

Contact Michael Clark of the Government Printing Office at mclark@gpo.gov

- [Home](#)
- [Log-In Now](#)
- [Account Maintenance Renew Here!](#)
- [Subscribe Now!](#)
- [2010 Release Schedule](#)
- [Frequently Asked Questions](#)
- [Guide To Foreign Trade Statistics](#)
- [Trade Classification Systems](#)
- [Schedule B Search Engine](#)
- [Export Concordance](#)
- [Import Concordance](#)
- [Free Demo!](#)
- [About USA Trade Online](#)
- [About Us](#)
- [Foreign Trade Division Products](#)
- [Contact Us](#)
- [Privacy Policy](#)
- [Census Bureau's Online Privacy Policy](#)
- [Browser Requirements](#)
- [Accessibility](#)
- [Help](#)



[Click here to access the trade data.](#) You are logged in as Data Dissemination (account 80RBF). [Click here to logout now!](#)

USA Trade® Online

As of October 1, 2010, the U.S. Census Bureau takes over operation of USA Trade Online. Our hope is to make the transition as transparent as possible to the data user. Aside from some cosmetic changes to the non-data portions of USA Trade Online, there will be no change in functionality.


We believe USA Trade Online provides tremendous value to the trade data user community and look forward to working closely with this community to continue to improve the product.


If you have any questions or comments, please contact the U.S. Census Bureau's Foreign Trade Division at 1-800-549-0595 (option 4), 301-763-2311 or ftd_data_dissemination@census.gov.

The *Official Source* for U.S. Merchandise Trade Data


The Foreign Trade Division of the U.S. Census Bureau is pleased to bring you USA Trade *Online!* With this dynamic service, you can access current and cumulative U.S. export and import data for over 18,000 export commodities and 24,000 import commodities. USA Trade *Online* provides trade statistics using the Harmonized System (HS) up to the 10-digit level and the North American Industry Classification System (NAICS) commodity classification codes up to the 6-digit level.

Subscribe to USA Trade *Online* and obtain monthly and annual trade statistics at the district and port level, as well as state exports! Using this powerful tool, learn how to build customized reports and charts that will keep you on the leading edge of your competition.

Powered by  [Still not sure? Try the Free Demo!](#)



5



Data Source Selection

Welcome to USA Trade ® *Online*.

Data are available through August 2010

Harmonized System (HS) District-level Data

Standard Report - Monthly	Imports	Exports
Standard Report - Annual	Imports	Exports
Standard Report - Cumulative YTD	Imports	Exports
Trade By Commodity	Imports	Exports
Country By Commodity	Imports	Exports

Data are available through August 2010

Harmonized System (HS) Port-level Data

Port Level - Standard Report - Monthly	Imports	Exports
Port Level - Standard Report - Annual	Imports	Exports
Port Level - Standard Report - Cumulative YTD	Imports	Exports

Data are available through August 2010


State Export Data

Standard Report	HS	NAICS
-----------------	--------------------	-----------------------

Data are available through August 2010

NAICS Data

Standard Report	Exports and Imports
-----------------	-------------------------------------



6

USA Trade Online Quick Reference



www.usatradeonline.gov

Data Product	Dimensions	Commodity	Measures*	Time Periods
District Level (10-digit HS)	Commodity Country District Measures Time	10-digit HS	<ul style="list-style-type: none"> Value Quantity Unit Price 	Monthly & Year-to-Date: 2002 – present Annual: 1992 – present
Port Level	Port/District Commodity Country Measures Time	6-digit HS	<ul style="list-style-type: none"> Value Air Value and Shipping Weight Vessel Value and Shipping Weight Containerized Vessel Value and Shipping Weight 	Monthly, Annual & Year-to-Date: 2003 - present
State Exports	State Commodity Country Measures Time	6-digit HS 4-digit NAICS	<ul style="list-style-type: none"> Value Air Value and Shipping Weight Vessel Value and Shipping Weight Containerized Vessel Value and Shipping Weight 	Monthly, Annual & Year-to-Date: 2002 - present
NAICS	Commodity Country District Measures Time	6-digit NAICS	<ul style="list-style-type: none"> Exports: Total, Foreign and Domestic values Imports: General Customs & CIF, Consumption Customs & CIF values Balance: Total Export value – General Customs Import value 	Monthly, Annual & Year-to-Date: 2002 - present

*Unless otherwise specified Value is Total Export Value and General Customs Import Value

USCENSUSBUREAU

7

USA Trade Online

Demonstration

USCENSUSBUREAU

8

U.S. Census Bureau People | Business | Geography | Newsroom | Subjects A to Z | Search@Census

Foreign Trade

You are here: [Census.gov](#) > [Business & Industry](#) > Foreign Trade

[Main](#) | [About Foreign Trade](#) | [Data](#) | [AES](#) | [Regulations](#) | [Reference](#) | [Definitions](#) | [Schedule B](#) | [FAQs](#)

Important Links

- [Global Reach](#)
- [AESDirect](#)
- [DropBox](#)
- [Guide to Foreign Trade](#)
- [Foreign Trade Products](#)
- [USATrade Online](#)

Related Sites

- [Search Database](#)
- [Business and Industry](#)
- [Economic Indicators](#)
- [North American Industry Classification System \(NAICS\)](#)

FOREIGN TRADE is the official source for U.S. export and import statistics and responsible for issuing regulations governing the reporting of all export shipments from the United States. If you're searching for import or export statistics, information on export regulations, commodity classifications, or a host of other trade related topics, this is the place to get the information you need.

News

- [AES Seminar and Workshop Schedule](#)

Exporters will learn mandatory reporting responsibilities that could help avoid costly penalties and seizure of export shipments. Dallas, TX on October 26 and 27, 2010 Jacksonville, FL on November 3 and 4, 2010

- [Goods and Services Deficit Decreases in July 2010](#)

The Nation's international trade deficit in goods and services decreased to \$42.8 billion in July from \$49.8 billion (revised) in June, as exports increased and imports decreased. (September 9, 2010)

- [New! Search database](#)

Find key economic indicator data by searching on this database developed by U.S.

July 2010 Trade Numbers

Balance: -\$42.8 Billion
Exports: \$153.3 Billion
Imports: \$196.1 Billion

Mandatory AES: Video

A video message from Foreign Trade on why you should file electronically.

Upcoming Releases and Seminars

Next data release: October 14, 2010. Please [look at our complete release schedule online](#).

Next seminar/workshop: [See](#)

USCENSUSBUREAU

9

U.S. Census Bureau People | Business | Geography | Newsroom | Subjects A to Z | Search@Census

Foreign Trade

You are here: [Census.gov](#) > [Business & Industry](#) > [Foreign Trade](#) > U.S. International Trade Data

[Main](#) | [About Foreign Trade](#) | [Data](#) | [AES](#) | [Regulations](#) | [Reference](#) | [Definitions](#) | [Schedule B](#) | [FAQs](#)

More DATA

- [Trade Highlights](#)
- [Balance by Partner Country](#)
- [Country/Product Trade](#)
- [State Data](#)
- [Historical Series](#)
- [Notices and Corrections](#)
- [Related Party Trade](#)
- [Other Releases](#)
- [Data Products](#)

Important Links

- [Global Reach](#)
- [AESDirect](#)
- [DropBox](#)
- [Guide to Foreign Trade](#)
- [Foreign Trade Products](#)
- [USATrade Online](#)

U.S. International Trade Data

Latest U.S. International Trade in Goods and Services Report

The Nation's international trade deficit in goods and services increased to \$46.3 billion in August from \$42.6 billion (revised) in July, as imports increased more than exports. (October 14, 2010)

- Latest U.S. International Trade in Goods and Services Report -- [PDF - 400kb](#) | [ZIP \(TXT\) - 100kb](#) | [ZIP \(XLS & DOC\) - 250kb](#)
- [Individual Exhibits](#)
- [Previous releases](#)

August 2010 Trade Highlights

- August exports of services (\$46.2 billion) were the highest on record.
- The August deficit with China (\$28.0 billion) was the highest on record.
- [More highlights](#)

August 2010 Trade Numbers

Balance: -\$46.3 Billion
Exports: \$153.9 Billion
Imports: \$200.2 Billion

Mandatory AES: Video

A video message from Foreign Trade on why you should file electronically.

Upcoming Releases and Seminars

Next data release: November 10, 2010. Please [look at our complete release schedule online](#).

Next seminar/workshop: [See the full schedule](#) to get more

USCENSUSBUREAU

10

More DATA

- [Trade Highlights](#)
- [Balance by Partner Country](#)
- [Country/Product Trade](#)
- [State Data](#)
- [Historical Series](#)
- [Notices and Corrections](#)
- [Related Party Trade](#)
- [Other Releases](#)
- [Data Products](#)

Important Links

- [Global Reach](#)
- [AESDirect](#)
- [DropBox](#)
- [Guide to Foreign Trade](#)
- [Foreign Trade Products](#)
- [USATrade Online](#)

Treasure Chest of Free Data



More CURRENT DATA

- [Information on the Collection and Publication of Trade Statistics](#)
- [Notices](#)
- [Highlights](#)
- [Top Trading Partners](#)
- [Prior Issues](#)
- [Steel Imports](#)
- [Other Trade Data Releases](#)

Important Links

- [Global Reach](#)
- [AESDirect](#)
- [DropBox](#)
- [Guide to Foreign Trade](#)
- [Foreign Trade Products](#)
- [USATrade Online](#)



August 2010 Trade Numbers

Balance: -\$46.3 Billion
 Exports: \$153.9 Billion
 Imports: \$200.2 Billion



Free Data Product on Foreign Trade Website

U.S. Census Bureau



U.S. International Trade Statistics



3-digit and 6-digit NAICS by country

(111) Agricultural Products

Country by 3-digit and 6-digit NAICS

Afghanistan

Census Bureau Links: [Home](#) • [Search](#) • [Subjects A-Z](#) • [FAQs](#) • [Data Tools](#) • [Catalog](#) • [Census 2010](#) • [Quality](#) • [Privacy Policy](#) • [Contact Us](#)

USCENSUSBUREAU
Helping You Make Informed Decisions

Page Last Modified:

USCENSUSBUREAU

13

Free Data Product on Foreign Trade Website

U.S. Census Bureau



U.S. International Trade Statistics

Value of Exports, General Imports, and Imports by Country
by 6-digit NAICS
World (0000)



All 3-Digit

World August 2010

[In Thousands of Dollars. (-) represents zero. (Z)-represents less than 0.05.]

NAICS	Desc	August 2010					Cumulative Year to Date through August					
		Exports		General Imports		Consumption Imports		Exports		General Imports		Consumption Imports
		F.A.S. Value Basis	Customs Value Basis	C.I.F. Value Basis	Customs Value Basis	C.I.F. Value Basis	F.A.S. Value Basis	Customs Value Basis	C.I.F. Value Basis	Customs Value Basis	C.I.F. Value Basis	
111110	Soybeans	665,402	9,470	9,926	9,470	9,926	8,118,068	152,158	160,303	152,158	160,303	
111120	Oilseeds (except Soybean)	19,972	30,718	31,826	30,718	31,826	227,978	385,723	398,376	385,723	398,376	
111130	Dry Peas and Beans	54,378	21,145	22,438	21,145	22,438	446,239	183,891	196,427	183,891	196,427	

USCENSUSBUREAU

14

Data Available for a Fee and by Subscription



More DATA

- [Trade Highlights](#)
- [Balance by Partner Country](#)
- [Country/Product Trade](#)
- [State Data](#)
- [Historical Series](#)
- [Notices and Corrections](#)
- [Related Party Trade](#)
- [Other Releases](#)
- [Data Products](#)

Important Links

- [Global Reach](#)
- [AESDirect](#)
- [DropBox](#)
- [Guide to Foreign Trade](#)
- [Foreign Trade Products](#)
- [USATradeOnline](#)

Related Sites

- [Search Database](#)
- [Business and Industry](#)
- [Economic Indicators](#)
- [North American Industry Classification System \(NAICS\)](#)

Data Products

Layouts and Samples

[View record layouts and download sample files](#) for many Foreign Trade Data Products.

Order

- [Data Products Catalog](#)
Browse our Catalog to find a predefined data product to meet your needs.
- [Online Order Form](#)
Already know the product you would like? Place your order online.

Download

- [Drop Box](#)
Have you been told your 1-to-10 file, courier file, or specialized request is ready and in the drop box for pick up? Download the file now, have your file name ready and remember to use all CAPS.
- [U.S. Foreign Trade Data Downloads](#)
Already have a subscription? Download your DVD subscription; have your username and password ready. Or download test files to see if this product meets your needs.

August 2010 Trade Numbers

Balance: -\$46.3 Billion
Exports: \$153.9 Billion
Imports: \$200.2 Billion

Mandatory AES: Video

A video message from Foreign Trade on why you should file electronically.

Upcoming Releases and Seminars

Next data release: November 10, 2010. Please [link at our complete release schedule online](#).

Next seminar/workshop: [See the full schedule](#) to get more details.

Contact Us

Contact the Foreign Trade Data Dissemination staff: [Email us](#) or use our [feedback form](#)

Merchandise Trade File Layout Structure Available on FTD Website

FILENAME: EXP_DETL.TXT

FIX FORMATTED ASCII FILE RECORD LENGTH: 323

POSITION	FIELD NAME	DESCRIPTION
1-1	df	1-digit Domestic or Foreign Code
2-11	commodity	10-digit Harmonized Tariff Schedule (HTS) Code
12-15	cty_code	4-digit Country Code
16-17	district	2-digit District Code
18-21	year	4-digit Statistical Year
22-23	month	2-digit Statistical Month
24-38	cards_mo	15-digit Card Count
39-53	qty_1_mo	15-digit Quantity 1
54-68	qty_2_mo	15-digit Quantity 2
69-83	all_val_mo	15-digit Total Value
84-98	air_val_mo	15-digit Air Value
99-113	air_wgt_mo	15-digit Air Shipping Weight
114-128	ves_val_mo	15-digit Vessel Value
129-143	ves_wgt_mo	15-digit Vessel Shipping Weight
144-158	cnt_val_mo	15-digit Containerized Vessel Value
159-173	cnt_wgt_mo	15-digit Containerized Vessel Shipping Weight

Merchandise Trade Subscription Order Form on Foreign Trade Website



Subscriptions

(Pre-order your 2010 data here, or [order historical data below](#))

Merchandise Trade:

Type	Frequency:	Price per issue:
<input type="checkbox"/> Exports	Monthly (12 issues) ▾	200 ▾
<input type="checkbox"/> Exports-Annual History	1 issue ▾	200 ▾
<input type="checkbox"/> Imports	Monthly (12 issues) ▾	200 ▾
<input type="checkbox"/> Imports-Annual History	1 issue ▾	200 ▾

Merchandise Trade Downloads



Download Subscription

Merchandise Trade

Subscription	Current Year (2010)	Prior Year (2009)	2004 - 2008 Revisions
Exports - Monthly	2010	2009	2004 - 2008
Exports - Quarterly	2010	2009	
Exports - December Annual	2010	2009	
Exports History	2010	2009	
Imports - Monthly	2010	2009	
Imports - Quarterly	2010	2009	
Imports - December Annual	2010	2009	
Imports History	2010	2009	

U.S. Imports and Exports of Merchandise Trade DVDs

Depository Libraries Receive
Free DVDs



- Contains most detailed aggregated FTD data
- HS detail - all commodities
- Monthly and year-to-date statistics
- Concordance files allow you to convert commodity classification systems

USCENSUSBUREAU

19

Foreign Trade Division Data Products

USA Trade *Online*

Foreign Trade Webpage

Subscription Data Products



USCENSUSBUREAU



Any Questions?



USCENSUSBUREAU

Data Dissemination Branch

USA Trade *Online* and General Questions

Call: (301) 763-2227 or
(800) 549-0595, option #4
Fax: (301) 763-4962

Customized Reports

Call: (301) 763- 2311
Fax: (301) 763-4962

ftd.data.dissemination@census.gov
www.census.gov/trade/

USCENSUSBUREAU